

BY THE NUMBERS



DEMOGRAPHICS



Population

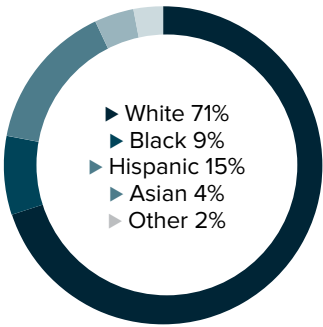
121,302



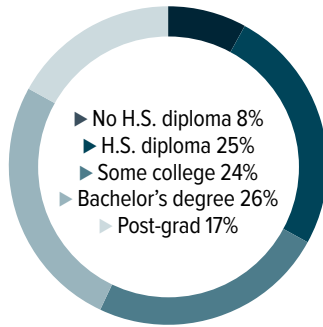
Number of households

52,501

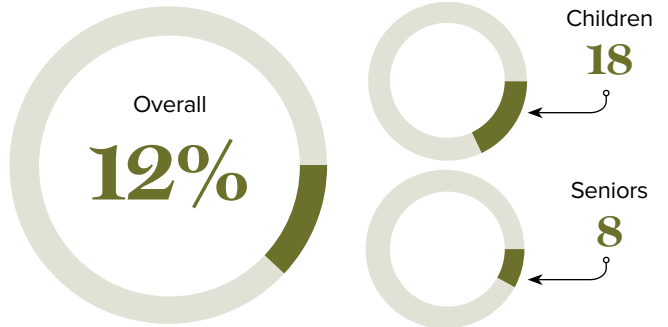
Racial distribution



Education level



Poverty rates



ECONOMY



Median household income

\$61,399



Median value of owner-occupied housing

\$269,500

PUBLIC SCHOOLS

District	Enrollment	Economically disadvantaged
Jefferson	48,761	83%
Orleans	45,022	85%

HIGHER EDUCATION

Number of students receiving GO Grants **535**

Number of students receiving TOPS

1,548

TOPS breakdown

Opportunity

614

Performance

371

Honors

535

Tech

28

WORKING FAMILY TAX CREDITS



Households receiving EITC*

8,947



State EITC impact

\$1,060,689



Tax filers receiving EITC

16%



Average state EITC

\$119

*The Earned Income Tax Credit (EITC) is a benefit for working people with low to moderate income. To qualify, you must meet certain requirements and file a tax return, even if you do not owe any tax or are not required to file.

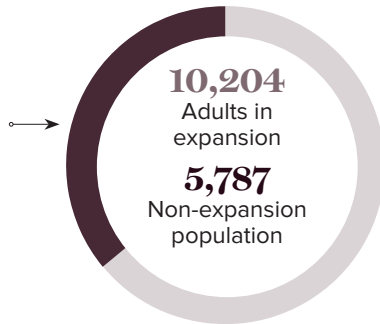
MEDICAID

Total individuals receiving Medicaid

15,991

Children receiving Medicaid

10,383



CASH ASSISTANCE

	FITAP	KCSP
Households	10	3
Average amount per recipient	\$95	\$133
Total monthly distribution	\$1,571	\$666

*The Family Independence Temporary Assistance Program (FITAP) provides cash assistance to very low-income families with children who meet specific criteria.

*The Kinship Care Subsidy Program (KCSP) provides cash assistance to qualifying relatives who are caring for one or more children in the absence of the children's parents.

FOOD ASSISTANCE



SNAP recipients

10,974



SNAP retailers

50



Households receiving SNAP*

5,646



Monthly benefits redeemed at district retailers

\$2,842,958



Total monthly benefits

\$2,251,284

*The Supplemental Nutrition Assistance Program (SNAP, also called Food Stamps) provides food assistance benefits to people and families with low incomes.