

BY THE NUMBERS



DEMOGRAPHICS



Population

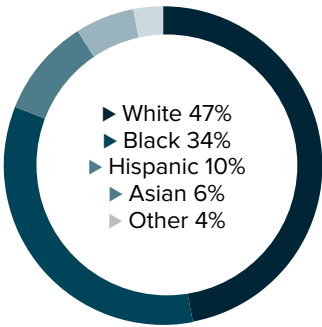
119,347



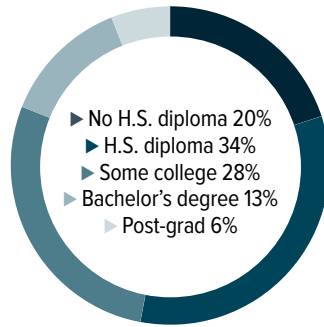
Number of households

41,950

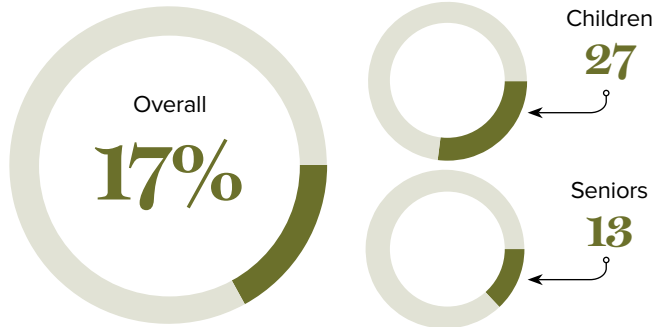
Racial distribution



Education level



Poverty rates



ECONOMY



Median household income

\$53,268



Median value of owner-occupied housing

\$159,800

PUBLIC SCHOOLS

District	Enrollment	Economically disadvantaged
Jefferson	48,761	83%
Plaquemines	3,963	71%

HIGHER EDUCATION

Number of students receiving GO Grants **1067**

Number of students receiving TOPS

1,562

TOPS breakdown

Opportunity	Performance
690	417
Honors	Tech
382	73

WORKING FAMILY TAX CREDITS



Households receiving EITC*

16,617



State EITC impact

\$2,437,416



Tax filers receiving EITC

32%



Average state EITC

\$147

*The Earned Income Tax Credit (EITC) is a benefit for working people with low to moderate income. To qualify, you must meet certain requirements and file a tax return, even if you do not owe any tax or are not required to file.

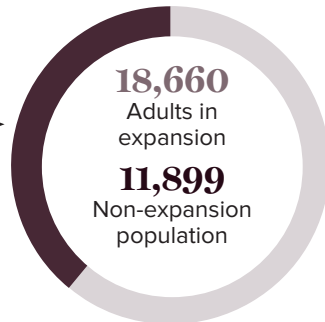
MEDICAID

Total individuals receiving Medicaid

30,559

Children receiving Medicaid

22,860



CASH ASSISTANCE

	FITAP	KCSP
Households	25	18
Average amount per recipient	\$84	\$111
Total monthly distribution	\$4,495	\$5,439

*The Family Independence Temporary Assistance Program (FITAP) provides cash assistance to very low-income families with children who meet specific criteria.

*The Kinship Care Subsidy Program (KCSP) provides cash assistance to qualifying relatives who are caring for one or more children in the absence of the children's parents.

FOOD ASSISTANCE



SNAP recipients

23,527



SNAP retailers

84



Households receiving SNAP*

10,479



Monthly benefits redeemed at district retailers

\$4,307,062



Total monthly benefits

\$4,875,953

*The Supplemental Nutrition Assistance Program (SNAP, also called Food Stamps) provides food assistance benefits to people and families with low incomes.