

BY THE NUMBERS



DEMOGRAPHICS



Population

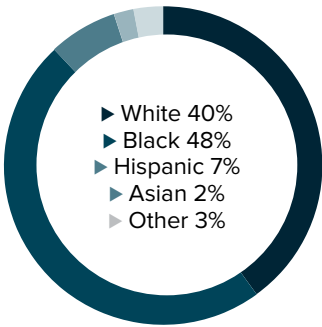
123,489



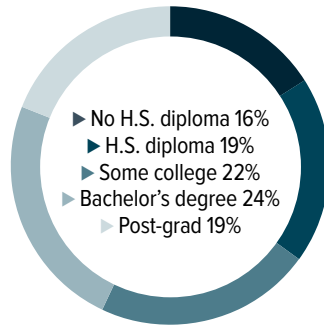
Number of households

48,637

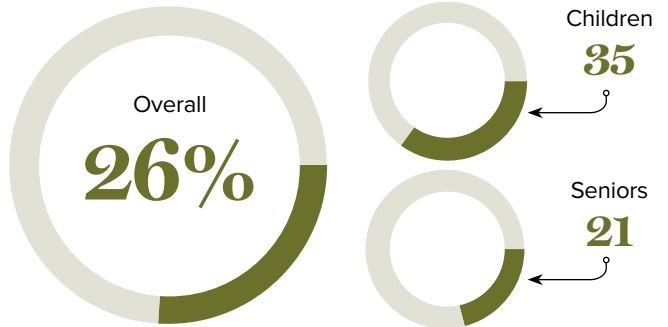
Racial distribution



Education level



Poverty rates



ECONOMY



Median household income

\$43,212



Median value of owner-occupied housing

\$335,400

PUBLIC SCHOOLS

District	Enrollment	Economically disadvantaged
Jefferson	48,761	83%
Orleans	45,022	85%

HIGHER EDUCATION

Number of students receiving GO Grants **573**

Number of students receiving TOPS

468

TOPS breakdown

Opportunity

196

Honors

153

Performance

104

Tech

15

WORKING FAMILY TAX CREDITS



Households receiving EITC*

10,164



State EITC impact

\$1,289,842



Tax filers receiving EITC

21%



Average state EITC

\$127

*The Earned Income Tax Credit (EITC) is a benefit for working people with low to moderate income. To qualify, you must meet certain requirements and file a tax return, even if you do not owe any tax or are not required to file.

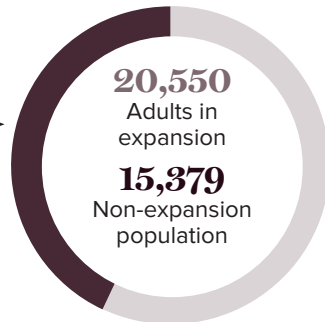
MEDICAID

Total individuals receiving Medicaid

35,929

Children receiving Medicaid

15,393



CASH ASSISTANCE

	FITAP	KCSP
Households	57	26
Average amount per recipient	\$79	\$153
Total monthly distribution	\$10,751	\$10,994

*The Family Independence Temporary Assistance Program (FITAP) provides cash assistance to very low-income families with children who meet specific criteria.

*The Kinship Care Subsidy Program (KCSP) provides cash assistance to qualifying relatives who are caring for one or more children in the absence of the children's parents.

FOOD ASSISTANCE



SNAP recipients

22,575



SNAP retailers

71



Households receiving SNAP*

13,568



Monthly benefits redeemed at district retailers

\$1,450,002



Total monthly benefits

\$4,926,595

*The Supplemental Nutrition Assistance Program (SNAP, also called Food Stamps) provides food assistance benefits to people and families with low incomes.