

BY THE NUMBERS



DEMOGRAPHICS



Population

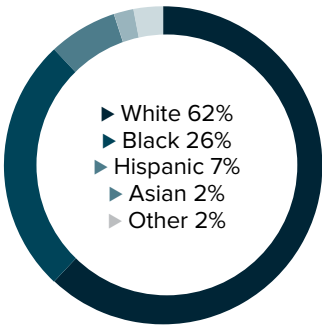
114,842



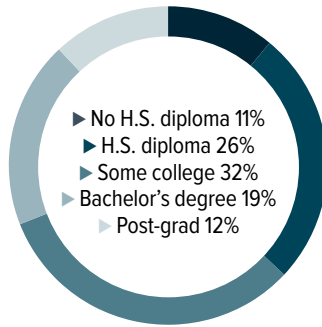
Number of households

47,828

Racial distribution



Education level



ECONOMY



Median household income

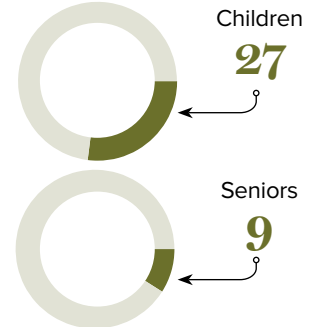
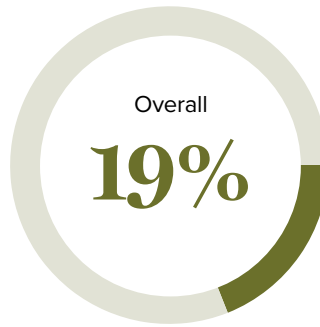
\$50,558



Median value of owner-occupied housing

\$167,600

Poverty rates



PUBLIC SCHOOLS

District	Enrollment	Economically disadvantaged
Bossier	22,417	54%
Caddo	36,279	73%

HIGHER EDUCATION

Number of students receiving GO Grants **589**

Number of students receiving TOPS

1,212

TOPS breakdown

Opportunity	Performance
488	323
Honors	Tech
362	39

WORKING FAMILY TAX CREDITS



Households receiving EITC*

11,260



State EITC impact

\$1,546,134



Tax filers receiving EITC

23%



Average state EITC

\$137

*The Earned Income Tax Credit (EITC) is a benefit for working people with low to moderate income. To qualify, you must meet certain requirements and file a tax return, even if you do not owe any tax or are not required to file.

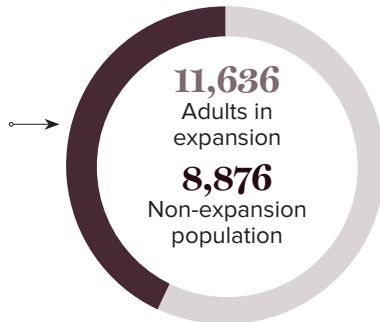
MEDICAID

Total individuals receiving Medicaid

20,512

Children receiving Medicaid

15,885



CASH ASSISTANCE

	FITAP	KCSP
Households	44	24
Average amount per recipient	\$82	\$137
Total monthly distribution	\$8,451	\$7,829

*The Family Independence Temporary Assistance Program (FITAP) provides cash assistance to very low-income families with children who meet specific criteria.

*The Kinship Care Subsidy Program (KCSP) provides cash assistance to qualifying relatives who are caring for one or more children in the absence of the children's parents.

FOOD ASSISTANCE



SNAP recipients

17,380



SNAP retailers

73



Households receiving SNAP*

8,271



Monthly benefits redeemed at district retailers



Total monthly benefits

\$3,669,306

*The Supplemental Nutrition Assistance Program (SNAP, also called Food Stamps) provides food assistance benefits to people and families with low incomes.