

BY THE NUMBERS



DEMOGRAPHICS

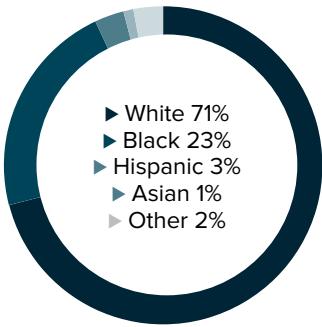


Population
111,746

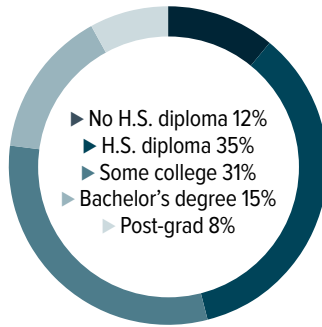


Number of households
44,777

Racial distribution



Education level



ECONOMY

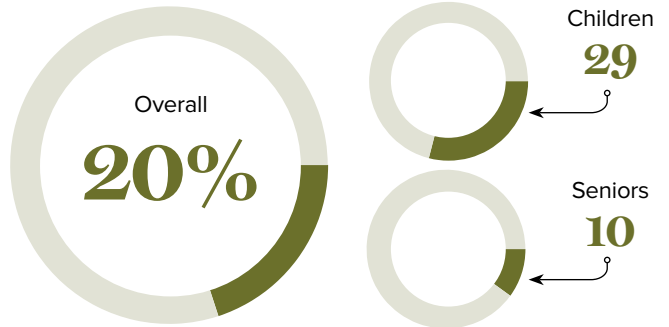


Median household income
\$45,391



Median value of owner-occupied housing
\$143,400

Poverty rates



PUBLIC SCHOOLS

District	Enrollment	Economically disadvantaged
Bienville	1,995	77%
Bossier	22,417	54%
Claiborne	1,699	84%
Webster	5,668	74%

HIGHER EDUCATION

Number of students receiving GO Grants
461

Number of students receiving TOPS

1,524

TOPS breakdown

Opportunity	Performance
604	464
Honors	Tech
380	76

WORKING FAMILY TAX CREDITS



Households receiving EITC*

10,711



State EITC impact

\$1,459,505



Tax filers receiving EITC

23%



Average state EITC

\$136

*The Earned Income Tax Credit (EITC) is a benefit for working people with low to moderate income. To qualify, you must meet certain requirements and file a tax return, even if you do not owe any tax or are not required to file.

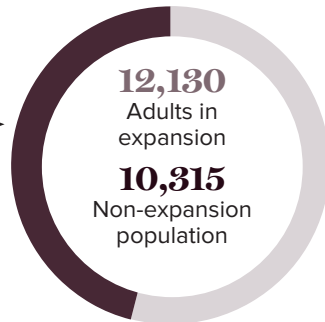
MEDICAID

Total individuals receiving Medicaid

22,445

Children receiving Medicaid

15,616



CASH ASSISTANCE

	FITAP	KCSP
Households	20	31
Average amount per recipient	\$77	\$138
Total monthly distribution	\$3,602	\$12,075

*The Family Independence Temporary Assistance Program (FITAP) provides cash assistance to very low-income families with children who meet specific criteria.

*The Kinship Care Subsidy Program (KCSP) provides cash assistance to qualifying relatives who are caring for one or more children in the absence of the children's parents.

FOOD ASSISTANCE



SNAP recipients

15,973



SNAP retailers

78



Households receiving SNAP*

7,480



Monthly benefits redeemed at district retailers

\$4,197,575



Total monthly benefits

\$3,388,103

*The Supplemental Nutrition Assistance Program (SNAP, also called Food Stamps) provides food assistance benefits to people and families with low incomes.