

BY THE NUMBERS



DEMOGRAPHICS



Population

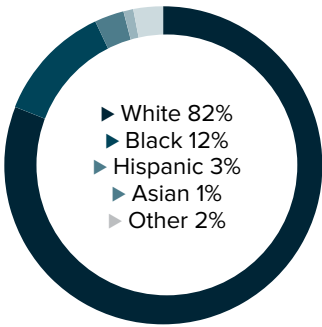
112,012



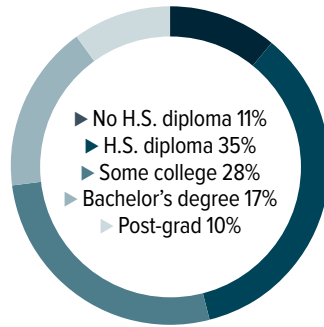
Number of households

41,289

Racial distribution



Education level



ECONOMY



Median household income

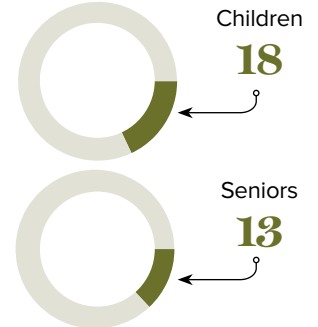
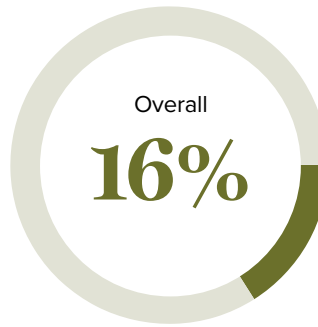
\$52,082



Median value of owner-occupied housing

\$154,500

Poverty rates



PUBLIC SCHOOLS

District	Enrollment	Economically disadvantaged
Grant	2,901	79%
Jackson	2,165	70%
Lincoln	5,819	64%
Ouachita	18,459	67%
Rapides	22,580	75%
Winn	1,957	81%
City of Monroe	8,154	85%

HIGHER EDUCATION

Number of students receiving GO Grants **506**

Number of students receiving TOPS

1,822

TOPS breakdown

Opportunity

691

Performance

558

Honors

495

Tech

78

WORKING FAMILY TAX CREDITS



Households receiving EITC*

10,748



State EITC impact

\$1,471,258



Tax filers receiving EITC

24%



Average state EITC

\$137

*The Earned Income Tax Credit (EITC) is a benefit for working people with low to moderate income. To qualify, you must meet certain requirements and file a tax return, even if you do not owe any tax or are not required to file.

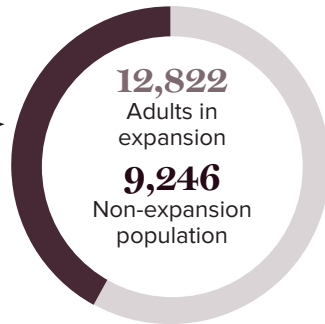
MEDICAID

Total individuals receiving Medicaid

22,068

Children receiving Medicaid

15,622



CASH ASSISTANCE

	FITAP	KCSP
Households	30	19
Average amount per recipient	\$87	\$134
Total monthly distribution	\$5,842	\$7,049

*The Family Independence Temporary Assistance Program (FITAP) provides cash assistance to very low-income families with children who meet specific criteria.

*The Kinship Care Subsidy Program (KCSP) provides cash assistance to qualifying relatives who are caring for one or more children in the absence of the children's parents.

FOOD ASSISTANCE



SNAP recipients

15,329



SNAP retailers

94



Households receiving SNAP*

7,280



Monthly benefits redeemed at district retailers

\$5,186,511



Total monthly benefits

\$3,252,950

*The Supplemental Nutrition Assistance Program (SNAP, also called Food Stamps) provides food assistance benefits to people and families with low incomes.