

BY THE NUMBERS



DEMOGRAPHICS



Population

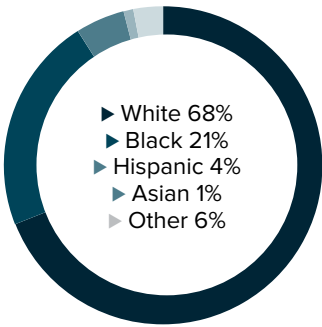
111,257



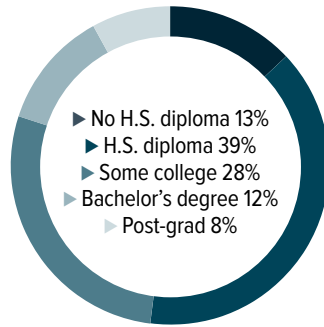
Number of households

43,069

Racial distribution



Education level



ECONOMY



Median household income

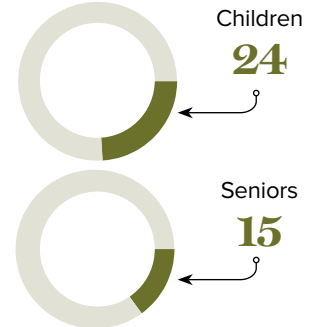
\$43,168



Median value of owner-occupied housing

\$126,000

Poverty rates



PUBLIC SCHOOLS

District	Enrollment	Economically disadvantaged
Grant	2,901	79%
Natchitoches	5,592	78%
Rapides	22,580	75%
Red River	1,393	86%
Sabine	4,207	80%
Winn	1,957	81%

HIGHER EDUCATION

Number of students receiving GO Grants **499**

Number of students receiving TOPS

1,406

TOPS breakdown

Opportunity

551

Honors

349

Performance

419

Tech

87

WORKING FAMILY TAX CREDITS



Households receiving EITC*

11,118



State EITC impact

\$1,564,393



Tax filers receiving EITC

27%



Average state EITC

\$141

*The Earned Income Tax Credit (EITC) is a benefit for working people with low to moderate income. To qualify, you must meet certain requirements and file a tax return, even if you do not owe any tax or are not required to file.

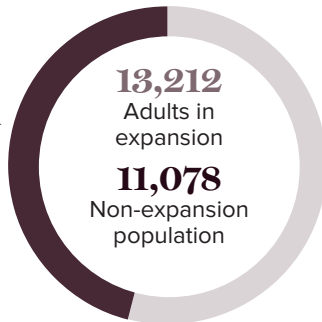
MEDICAID

Total individuals receiving Medicaid

24,290

Children receiving Medicaid

17,119



CASH ASSISTANCE

	FITAP	KCSP
Households	34	23
Average amount per recipient	\$79	\$153
Total monthly distribution	\$7,242	\$11,489

*The Family Independence Temporary Assistance Program (FITAP) provides cash assistance to very low-income families with children who meet specific criteria.

*The Kinship Care Subsidy Program (KCSP) provides cash assistance to qualifying relatives who are caring for one or more children in the absence of the children's parents.

FOOD ASSISTANCE



SNAP recipients

18,242



SNAP retailers

86



Households receiving SNAP*

8,437



Monthly benefits redeemed at district retailers

\$4,258,988



Total monthly benefits

\$4,017,141

*The Supplemental Nutrition Assistance Program (SNAP, also called Food Stamps) provides food assistance benefits to people and families with low incomes.