

BY THE NUMBERS



DEMOGRAPHICS



Population

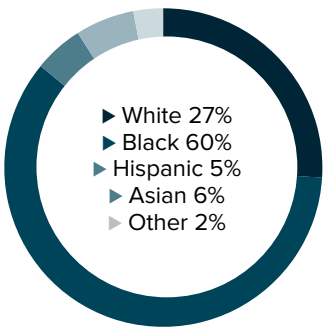
128,190



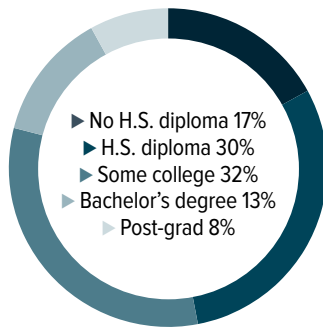
Number of households

46,376

Racial distribution



Education level



ECONOMY



Median household income

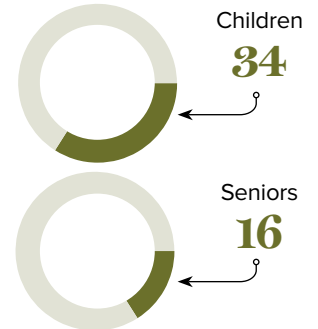
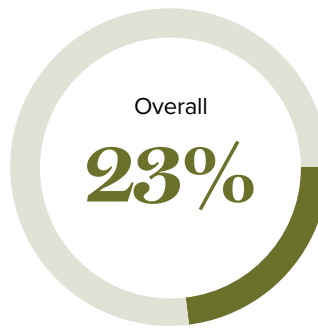
\$39,885



Median value of owner-occupied housing

\$161,000

Poverty rates



PUBLIC SCHOOLS

District	Enrollment	Economically disadvantaged
Jefferson	48,761	83%
Orleans	45,022	85%
St. Bernard	7,911	82%

HIGHER EDUCATION

Number of students receiving GO Grants **1037**

Number of students receiving TOPS

1,063

TOPS breakdown

Opportunity	Performance
497	271
Honors	Tech
245	50

WORKING FAMILY TAX CREDITS



Households receiving EITC*

18,191



State EITC impact

\$2,724,356



Tax filers receiving EITC

35%



Average state EITC

\$150

*The Earned Income Tax Credit (EITC) is a benefit for working people with low to moderate income. To qualify, you must meet certain requirements and file a tax return, even if you do not owe any tax or are not required to file.

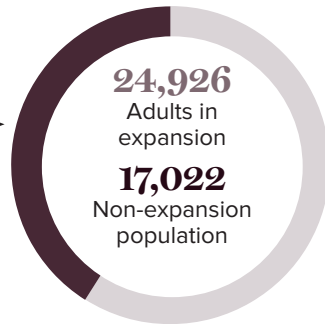
MEDICAID

Total individuals receiving Medicaid

41,948

Children receiving Medicaid

27,207



CASH ASSISTANCE

	FITAP	KCSP
Households	85	41
Average amount per recipient	\$78	\$147
Total monthly distribution	\$15,874	\$16,632

*The Family Independence Temporary Assistance Program (FITAP) provides cash assistance to very low-income families with children who meet specific criteria.

*The Kinship Care Subsidy Program (KCSP) provides cash assistance to qualifying relatives who are caring for one or more children in the absence of the children's parents.

FOOD ASSISTANCE



SNAP recipients

34,481



SNAP retailers

106



Households receiving SNAP*

16,691



Monthly benefits redeemed at district retailers

\$7,299,958



Total monthly benefits

\$7,282,531

*The Supplemental Nutrition Assistance Program (SNAP, also called Food Stamps) provides food assistance benefits to people and families with low incomes.