

BY THE NUMBERS



DEMOGRAPHICS



Population

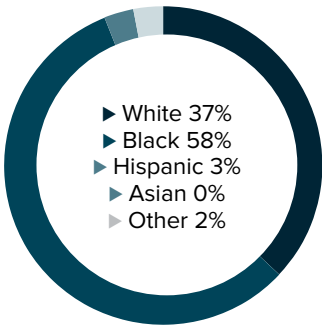
113,088




Number of households

41,884

Racial distribution



Education level



ECONOMY



Median household income

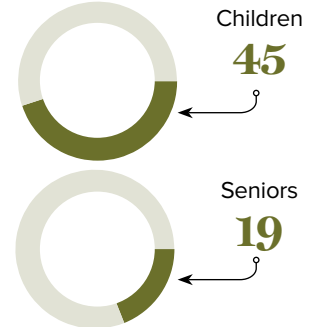
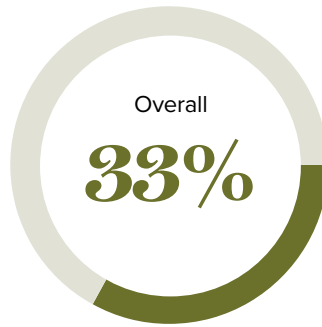
\$28,910



Median value of owner-occupied housing

\$97,900

Poverty rates



PUBLIC SCHOOLS

District	Enrollment	Economically disadvantaged
Bienville	1,995	77%
Grant	2,901	79%
Jackson	2,165	70%
Lincoln	5,819	64%
Natchitoches	5,592	78%
Rapides	22,580	75%
Winn	1,957	81%

HIGHER EDUCATION

Number of students receiving GO Grants **728**

Number of students receiving TOPS

926

TOPS breakdown

Opportunity

441

Honors

181

Performance

261

Tech

43

WORKING FAMILY TAX CREDITS



Households receiving EITC*

13,248



State EITC impact

\$1,891,236



Tax filers receiving EITC

31%



Average state EITC

\$143

*The Earned Income Tax Credit (EITC) is a benefit for working people with low to moderate income. To qualify, you must meet certain requirements and file a tax return, even if you do not owe any tax or are not required to file.

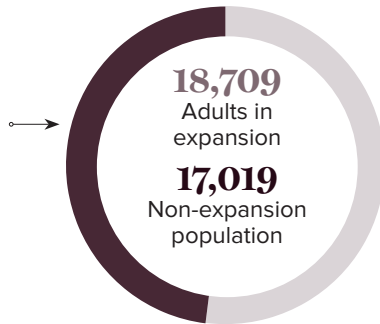
MEDICAID

Total individuals receiving Medicaid

35,728

Children receiving Medicaid

23,698



CASH ASSISTANCE

	FITAP	KCSP
Households	106	63
Average amount per recipient	\$80	\$150
Total monthly distribution	\$20,754	\$28,694

*The Family Independence Temporary Assistance Program (FITAP) provides cash assistance to very low-income families with children who meet specific criteria.

*The Kinship Care Subsidy Program (KCSP) provides cash assistance to qualifying relatives who are caring for one or more children in the absence of the children's parents.

FOOD ASSISTANCE



SNAP recipients

29,890



SNAP retailers

97



Households receiving SNAP*

14,785



Monthly benefits redeemed at district retailers

\$5,104,291



Total monthly benefits

\$6,373,717

*The Supplemental Nutrition Assistance Program (SNAP, also called Food Stamps) provides food assistance benefits to people and families with low incomes.