

BY THE NUMBERS



DEMOGRAPHICS



Population

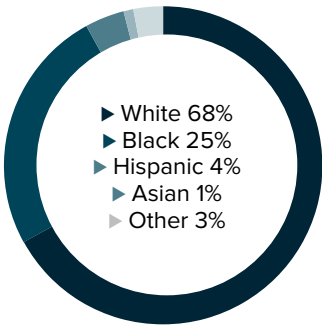
115,883



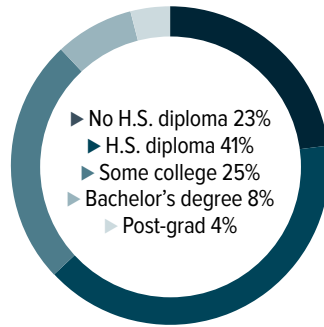
Number of households

41,217

Racial distribution



Education level



ECONOMY



Median household income

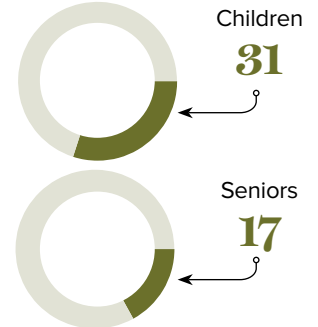
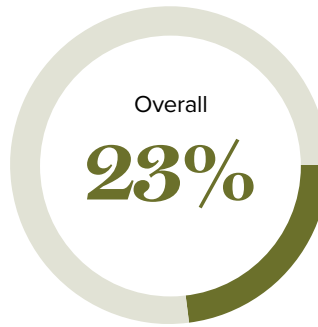
\$38,591



Median value of owner-occupied housing

\$104,000

Poverty rates



PUBLIC SCHOOLS

District	Enrollment	Economically disadvantaged
Acadia	9,563	75%
Allen	4,088	79%
Avoyelles	5,097	82%
Evangeline	5,724	75%
St. Landry	12,654	83%

HIGHER EDUCATION

Number of students receiving GO Grants **357**

Number of students receiving TOPS

1,088

TOPS breakdown

Opportunity
469

Performance
340

Honors
185

Tech
94

WORKING FAMILY TAX CREDITS



Households receiving EITC*

12,767



State EITC impact

\$1,877,840



Tax filers receiving EITC

30%



Average state EITC

\$147

*The Earned Income Tax Credit (EITC) is a benefit for working people with low to moderate income. To qualify, you must meet certain requirements and file a tax return, even if you do not owe any tax or are not required to file.

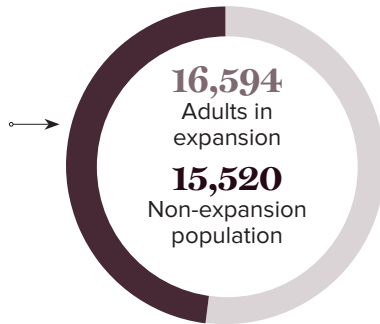
MEDICAID

Total individuals receiving Medicaid

32,114

Children receiving Medicaid

22,382



CASH ASSISTANCE

	FITAP	KCSP
Households	55	43
Average amount per recipient	\$75	\$156
Total monthly distribution	\$12,018	\$18,742

*The Family Independence Temporary Assistance Program (FITAP) provides cash assistance to very low-income families with children who meet specific criteria.

*The Kinship Care Subsidy Program (KCSP) provides cash assistance to qualifying relatives who are caring for one or more children in the absence of the children's parents.

FOOD ASSISTANCE



SNAP recipients

26,121



SNAP retailers

121



Households receiving SNAP*

12,155



Monthly benefits redeemed at district retailers

\$4,252,525



Total monthly benefits

\$5,720,258

*The Supplemental Nutrition Assistance Program (SNAP, also called Food Stamps) provides food assistance benefits to people and families with low incomes.