

BY THE NUMBERS



DEMOGRAPHICS



Population

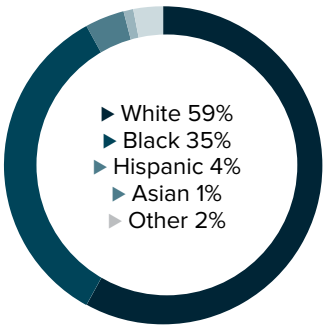
118,478



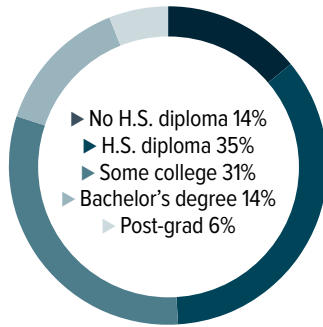
Number of households

47,448

Racial distribution



Education level



ECONOMY



Median household income

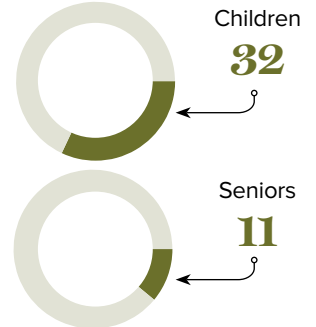
\$45,758



Median value of owner-occupied housing

\$148,800

Poverty rates



PUBLIC SCHOOLS

District	Enrollment	Economically disadvantaged
Calcasieu	27,584	65%

HIGHER EDUCATION

Number of students receiving GO Grants **456**

Number of students receiving TOPS

1,331

TOPS breakdown

Opportunity	Performance
550	397
Honors	Tech
285	99

WORKING FAMILY TAX CREDITS



Households receiving EITC*

12,727



State EITC impact

\$1,762,148



Tax filers receiving EITC

25%



Average state EITC

\$138

*The Earned Income Tax Credit (EITC) is a benefit for working people with low to moderate income. To qualify, you must meet certain requirements and file a tax return, even if you do not owe any tax or are not required to file.

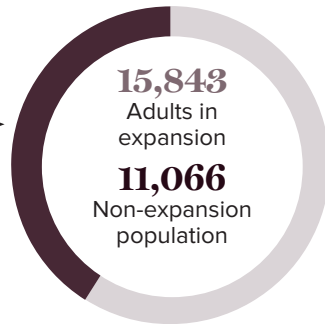
MEDICAID

Total individuals receiving Medicaid

26,909

Children receiving Medicaid

20,686



CASH ASSISTANCE

	FITAP	KCSP
Households	29	28
Average amount per recipient	\$90	\$152
Total monthly distribution	\$5,743	\$13,080

*The Family Independence Temporary Assistance Program (FITAP) provides cash assistance to very low-income families with children who meet specific criteria.

*The Kinship Care Subsidy Program (KCSP) provides cash assistance to qualifying relatives who are caring for one or more children in the absence of the children's parents.

FOOD ASSISTANCE



SNAP recipients

20,348



SNAP retailers

91



Households receiving SNAP*

9,606



Monthly benefits redeemed at district retailers

\$3,321,413



Total monthly benefits

\$4,319,029

*The Supplemental Nutrition Assistance Program (SNAP, also called Food Stamps) provides food assistance benefits to people and families with low incomes.