

BY THE NUMBERS



DEMOGRAPHICS



Population

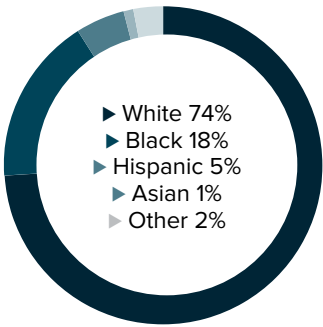
128,286




Number of households

46,470

Racial distribution



Education level



ECONOMY



Median household income

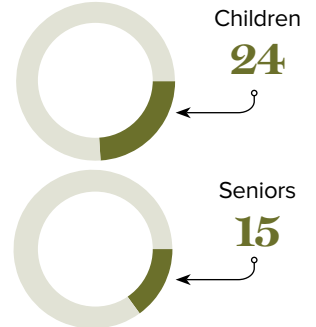
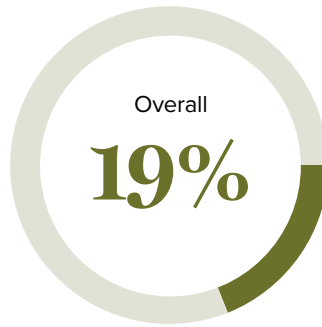
\$52,076



Median value of owner-occupied housing

\$128,400

Poverty rates



PUBLIC SCHOOLS

District	Enrollment	Economically disadvantaged
Acadia	9,563	75%
Lafayette	31,403	67%
St. Landry	12,654	83%
Vermilion	9,586	66%

HIGHER EDUCATION

Number of students receiving GO Grants **300**

Number of students receiving TOPS

1,500

TOPS breakdown

Opportunity	Performance
626	433
Honors	Tech
351	90

WORKING FAMILY TAX CREDITS



Households receiving EITC*

13,376



State EITC impact

\$1,892,260



Tax filers receiving EITC

27%



Average state EITC

\$141

*The Earned Income Tax Credit (EITC) is a benefit for working people with low to moderate income. To qualify, you must meet certain requirements and file a tax return, even if you do not owe any tax or are not required to file.

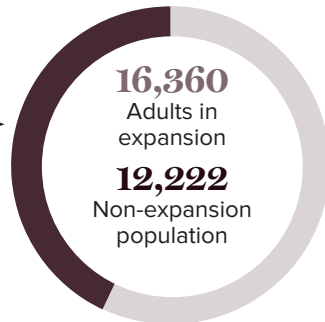
MEDICAID

Total individuals receiving Medicaid

28,582

Children receiving Medicaid

21,740



CASH ASSISTANCE

	FITAP	KCSP
Households	40	48
Average amount per recipient	\$75	\$143
Total monthly distribution	\$9,165	\$19,349

*The Family Independence Temporary Assistance Program (FITAP) provides cash assistance to very low-income families with children who meet specific criteria.

*The Kinship Care Subsidy Program (KCSP) provides cash assistance to qualifying relatives who are caring for one or more children in the absence of the children's parents.

FOOD ASSISTANCE



SNAP recipients

23,776



SNAP retailers

78



Households receiving SNAP*

10,594



Monthly benefits redeemed at district retailers

\$3,329,910



Total monthly benefits

\$4,971,816

*The Supplemental Nutrition Assistance Program (SNAP, also called Food Stamps) provides food assistance benefits to people and families with low incomes.