

BY THE NUMBERS



DEMOGRAPHICS



Population

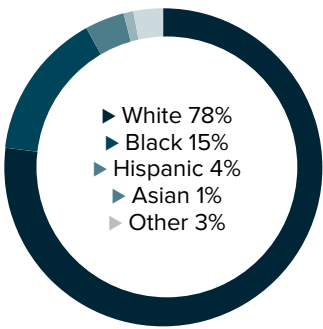
126,778



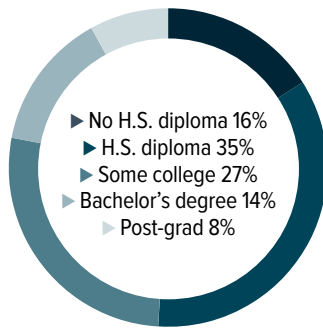
Number of households

47,029

Racial distribution



Education level



ECONOMY



Median household income

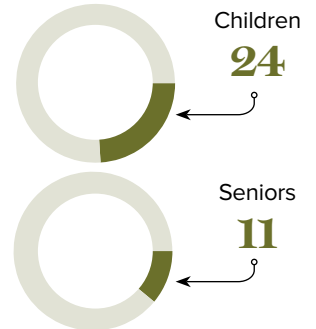
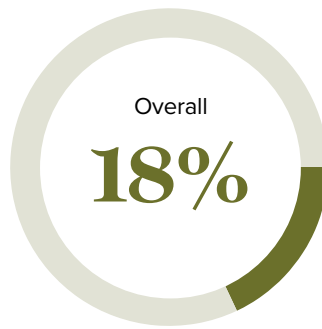
\$51,755



Median value of owner-occupied housing

\$153,100

Poverty rates



PUBLIC SCHOOLS

District	Enrollment	Economically disadvantaged
Acadia	9,563	75%
Calcasieu	27,584	65%
Cameron	1,193	99%
Jefferson Davis	5,652	76%

HIGHER EDUCATION

Number of students receiving GO Grants **385**

Number of students receiving TOPS

1,749

TOPS breakdown

Opportunity	Performance
720	473
Honors	Tech
431	125

WORKING FAMILY TAX CREDITS



Households receiving EITC*

11,486



State EITC impact

\$1,577,407



Tax filers receiving EITC

23%



Average state EITC

\$137

*The Earned Income Tax Credit (EITC) is a benefit for working people with low to moderate income. To qualify, you must meet certain requirements and file a tax return, even if you do not owe any tax or are not required to file.

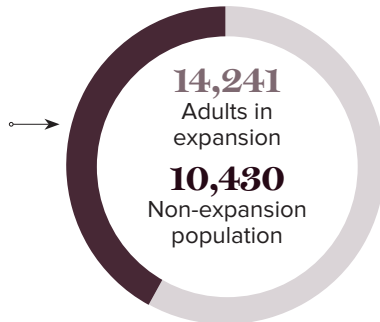
MEDICAID

Total individuals receiving Medicaid

24,671

Children receiving Medicaid

18,996



CASH ASSISTANCE

	FITAP	KCSP
Households	29	35
Average amount per recipient	\$77	\$141
Total monthly distribution	\$6,503	\$14,680

*The Family Independence Temporary Assistance Program (FITAP) provides cash assistance to very low-income families with children who meet specific criteria.

*The Kinship Care Subsidy Program (KCSP) provides cash assistance to qualifying relatives who are caring for one or more children in the absence of the children's parents.

FOOD ASSISTANCE



SNAP recipients

19,638



SNAP retailers

94



Households receiving SNAP*

8,724



Monthly benefits redeemed at district retailers

\$4,109,278



Total monthly benefits

\$4,129,677

*The Supplemental Nutrition Assistance Program (SNAP, also called Food Stamps) provides food assistance benefits to people and families with low incomes.