

BY THE NUMBERS



DEMOGRAPHICS



Population

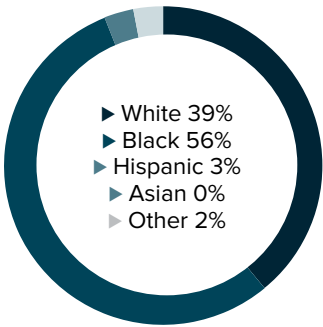
124,869



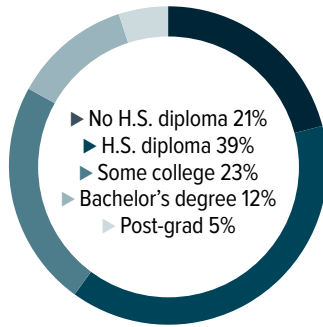
Number of households

45,202

Racial distribution



Education level



ECONOMY



Median household income

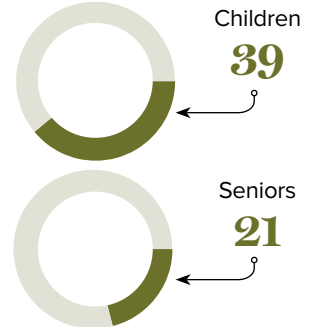
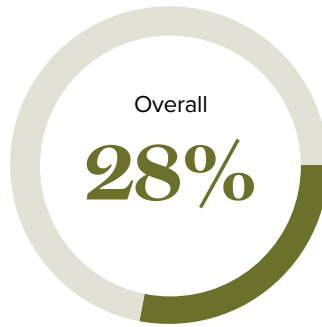
\$35,588



Median value of owner-occupied housing

\$124,300

Poverty rates



PUBLIC SCHOOLS

District	Enrollment	Economically disadvantaged
Lafayette	31,403	67%
St. Landry	12,654	83%
St. Martin	7,470	76%

HIGHER EDUCATION

Number of students receiving GO Grants **411**

Number of students receiving TOPS

1,143

TOPS breakdown

Opportunity	Performance
500	316
Honors	Tech
230	97

WORKING FAMILY TAX CREDITS



Households receiving EITC*

16,799



State EITC impact

\$2,582,460



Tax filers receiving EITC

34%



Average state EITC

\$154

*The Earned Income Tax Credit (EITC) is a benefit for working people with low to moderate income. To qualify, you must meet certain requirements and file a tax return, even if you do not owe any tax or are not required to file.

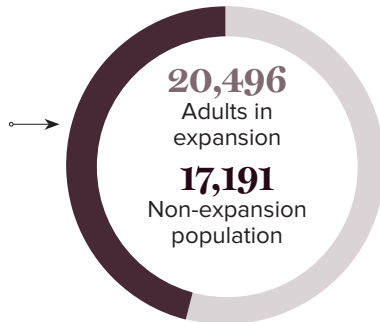
MEDICAID

Total individuals receiving Medicaid

37,687

Children receiving Medicaid

27,380



CASH ASSISTANCE

	FITAP	KCSP
Households	94	57
Average amount per recipient	\$76	\$149
Total monthly distribution	\$19,956	\$24,964

*The Family Independence Temporary Assistance Program (FITAP) provides cash assistance to very low-income families with children who meet specific criteria.

*The Kinship Care Subsidy Program (KCSP) provides cash assistance to qualifying relatives who are caring for one or more children in the absence of the children's parents.

FOOD ASSISTANCE



SNAP recipients

35,311



SNAP retailers

145



Households receiving SNAP*

16,692



Monthly benefits redeemed at district retailers

\$6,379,478



Total monthly benefits

\$7,451,817

*The Supplemental Nutrition Assistance Program (SNAP, also called Food Stamps) provides food assistance benefits to people and families with low incomes.