

BY THE NUMBERS



DEMOGRAPHICS



Population

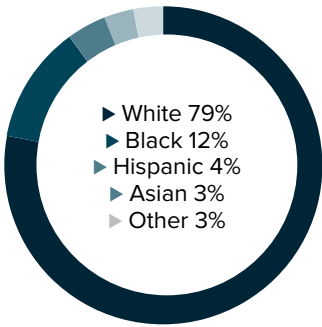
136,049



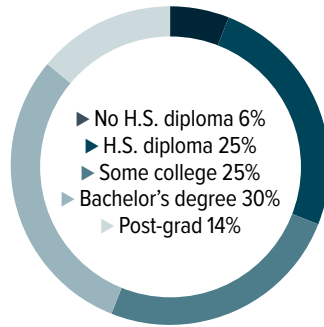
Number of households

53,269

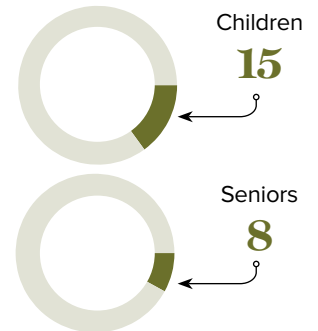
Racial distribution



Education level



Poverty rates



PUBLIC SCHOOLS

District	Enrollment	Economically disadvantaged
Lafayette	31,403	67%

HIGHER EDUCATION

Number of students receiving GO Grants **441**

Number of students receiving TOPS

2,551

TOPS breakdown

Opportunity	Performance
954	775
Honors	Tech
759	63

WORKING FAMILY TAX CREDITS



Households receiving EITC*

10,038



State EITC impact

\$1,303,158



Tax filers receiving EITC

17%



Average state EITC

\$130

*The Earned Income Tax Credit (EITC) is a benefit for working people with low to moderate income. To qualify, you must meet certain requirements and file a tax return, even if you do not owe any tax or are not required to file.

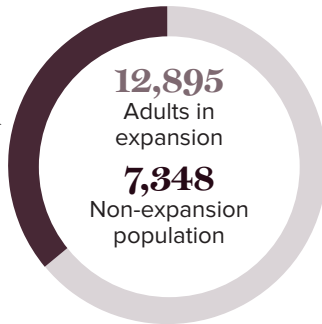
MEDICAID

Total individuals receiving Medicaid

20,243

Children receiving Medicaid

14,754



CASH ASSISTANCE

	FITAP	KCSP
Households	30	10
Average amount per recipient	\$78	\$122
Total monthly distribution	\$6,142	\$3,698

*The Family Independence Temporary Assistance Program (FITAP) provides cash assistance to very low-income families with children who meet specific criteria.

*The Kinship Care Subsidy Program (KCSP) provides cash assistance to qualifying relatives who are caring for one or more children in the absence of the children's parents.

FOOD ASSISTANCE



SNAP recipients

13,379



SNAP retailers

111



Households receiving SNAP*

6,421



Monthly benefits redeemed at district retailers

\$5,679,787



Total monthly benefits

\$2,842,677

*The Supplemental Nutrition Assistance Program (SNAP, also called Food Stamps) provides food assistance benefits to people and families with low incomes.