

BY THE NUMBERS



DEMOGRAPHICS



Population

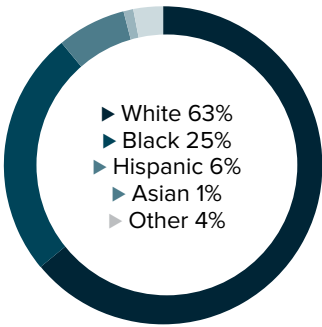
121,467



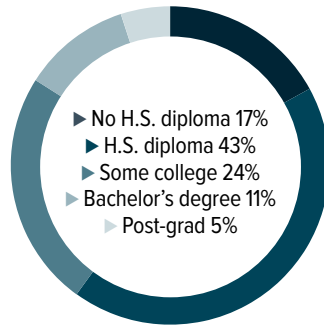
Number of households

45,934

Racial distribution



Education level



ECONOMY



Median household income

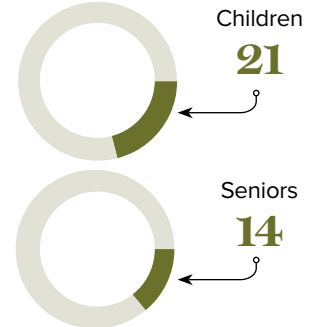
\$47,023



Median value of owner-occupied housing

\$148,400

Poverty rates



PUBLIC SCHOOLS

District	Enrollment	Economically disadvantaged
Iberia	11,868	77%
Lafourche	14,483	66%
St. Mary	7,997	78%
Terrebonne	16,841	75%

HIGHER EDUCATION

Number of students receiving GO Grants **665**

Number of students receiving TOPS

1,703

TOPS breakdown

Opportunity	Performance
682	512
Honors	Tech
436	73

WORKING FAMILY TAX CREDITS



Households receiving EITC*

12,665



State EITC impact

\$1,878,061



Tax filers receiving EITC

27%



Average state EITC

\$148

*The Earned Income Tax Credit (EITC) is a benefit for working people with low to moderate income. To qualify, you must meet certain requirements and file a tax return, even if you do not owe any tax or are not required to file.

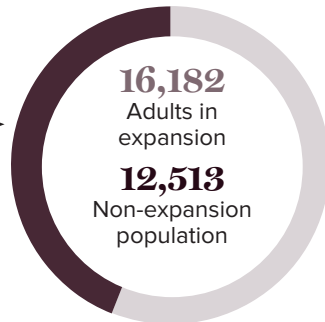
MEDICAID

Total individuals receiving Medicaid

28,695

Children receiving Medicaid

20,139



CASH ASSISTANCE

	FITAP	KCSP
Households	49	18
Average amount per recipient	\$76	\$148
Total monthly distribution	\$9,434	\$6,825

*The Family Independence Temporary Assistance Program (FITAP) provides cash assistance to very low-income families with children who meet specific criteria.

*The Kinship Care Subsidy Program (KCSP) provides cash assistance to qualifying relatives who are caring for one or more children in the absence of the children's parents.

FOOD ASSISTANCE



SNAP recipients

23,128



SNAP retailers

90



Households receiving SNAP*

10,698



Monthly benefits redeemed at district retailers

\$5,609,235



Total monthly benefits

\$4,870,196

*The Supplemental Nutrition Assistance Program (SNAP, also called Food Stamps) provides food assistance benefits to people and families with low incomes.