

BY THE NUMBERS



DEMOGRAPHICS



Population

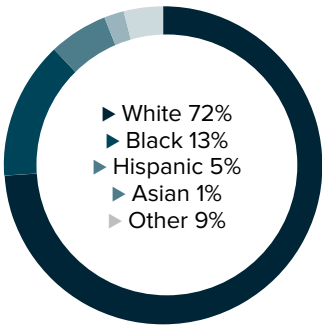
113,481



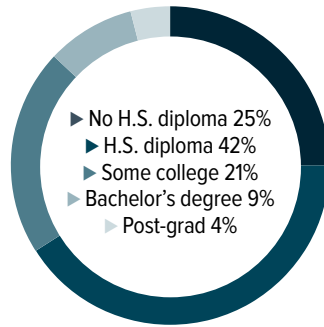
Number of households

40,559

Racial distribution



Education level



ECONOMY



Median household income

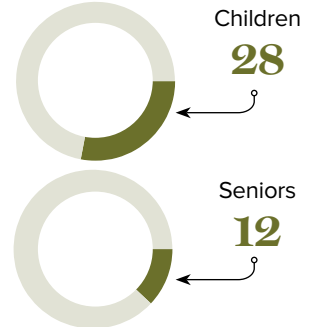
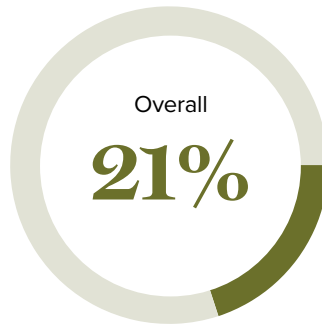
\$50,301



Median value of owner-occupied housing

\$138,200

Poverty rates



PUBLIC SCHOOLS

District	Enrollment	Economically disadvantaged
Lafourche	14,483	66%
Terrebonne	16,841	75%

HIGHER EDUCATION

Number of students receiving GO Grants **556**

Number of students receiving TOPS

1,482

TOPS breakdown

Opportunity	Performance
624	414
Honors	Tech
362	82

WORKING FAMILY TAX CREDITS



Households receiving EITC*

11,033



State EITC impact

\$1,559,401



Tax filers receiving EITC

25%



Average state EITC

\$141

*The Earned Income Tax Credit (EITC) is a benefit for working people with low to moderate income. To qualify, you must meet certain requirements and file a tax return, even if you do not owe any tax or are not required to file.

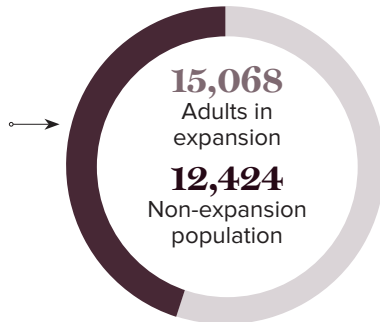
MEDICAID

Total individuals receiving Medicaid

27,492

Children receiving Medicaid

19,533



CASH ASSISTANCE

	FITAP	KCSP
Households	41	29
Average amount per recipient	\$82	\$145
Total monthly distribution	\$7,844	\$12,145

*The Family Independence Temporary Assistance Program (FITAP) provides cash assistance to very low-income families with children who meet specific criteria.

*The Kinship Care Subsidy Program (KCSP) provides cash assistance to qualifying relatives who are caring for one or more children in the absence of the children's parents.

FOOD ASSISTANCE



SNAP recipients

22,281



SNAP retailers

86



Households receiving SNAP*

10,192



Monthly benefits redeemed at district retailers

\$2,817,167



Total monthly benefits

\$4,672,498

*The Supplemental Nutrition Assistance Program (SNAP, also called Food Stamps) provides food assistance benefits to people and families with low incomes.