

BY THE NUMBERS



DEMOGRAPHICS



Population

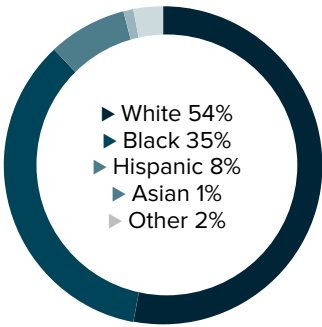
111,000




Number of households

40,372

Racial distribution



Education level



ECONOMY



Median household income

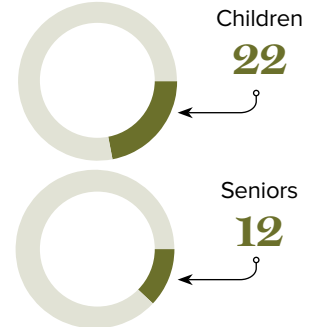
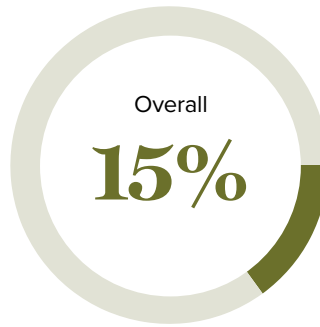
\$59,900



Median value of owner-occupied housing

\$169,900

Poverty rates



PUBLIC SCHOOLS

District	Enrollment	Economically disadvantaged
Jefferson	48,761	83%
Lafourche	14,483	66%
St. Charles	9,721	58%
St. John the Baptist	5,671	83%

HIGHER EDUCATION

Number of students receiving GO Grants **744**

Number of students receiving TOPS

1,627

TOPS breakdown

Opportunity
692

Performance
495

Honors
370

Tech
70

WORKING FAMILY TAX CREDITS



Households receiving EITC*

11,463



State EITC impact

\$1,659,342



Tax filers receiving EITC

24%



Average state EITC

\$145

*The Earned Income Tax Credit (EITC) is a benefit for working people with low to moderate income. To qualify, you must meet certain requirements and file a tax return, even if you do not owe any tax or are not required to file.

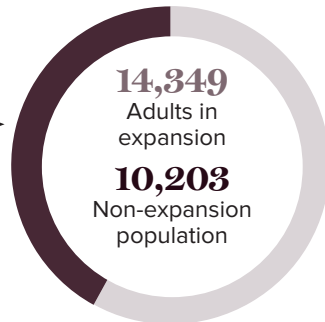
MEDICAID

Total individuals receiving Medicaid

24,552

Children receiving Medicaid

19,186



CASH ASSISTANCE

	FITAP	KCSP
Households	28	16
Average amount per recipient	\$82	\$128
Total monthly distribution	\$5,387	\$5,382

*The Family Independence Temporary Assistance Program (FITAP) provides cash assistance to very low-income families with children who meet specific criteria.

*The Kinship Care Subsidy Program (KCSP) provides cash assistance to qualifying relatives who are caring for one or more children in the absence of the children's parents.

FOOD ASSISTANCE



SNAP recipients

19,669



SNAP retailers

79



Households receiving SNAP*

9,010



Monthly benefits redeemed at district retailers

\$2,620,587



Total monthly benefits

\$4,102,835

*The Supplemental Nutrition Assistance Program (SNAP, also called Food Stamps) provides food assistance benefits to people and families with low incomes.