

BY THE NUMBERS



DEMOGRAPHICS



Population

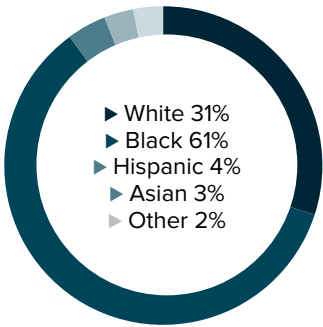
112,623



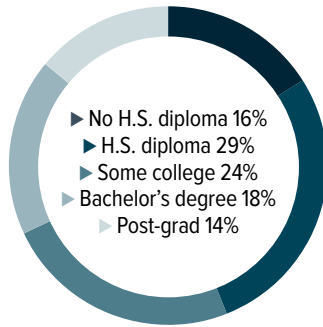
Number of households

41,379

Racial distribution



Education level



ECONOMY



Median household income

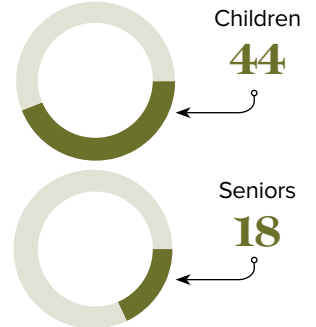
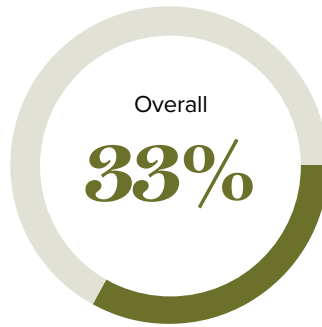
\$33,463



Median value of owner-occupied housing

\$138,500

Poverty rates



PUBLIC SCHOOLS

District	Enrollment	Economically disadvantaged
East Baton Rouge	40,735	79%

HIGHER EDUCATION

Number of students receiving GO Grants **473**

Number of students receiving TOPS

1,014

TOPS breakdown

Opportunity	Performance
426	238
Honors	Tech
327	23

WORKING FAMILY TAX CREDITS



Households receiving EITC*

14,809



State EITC impact

\$2,316,438



Tax filers receiving EITC

34%



Average state EITC

\$156

*The Earned Income Tax Credit (EITC) is a benefit for working people with low to moderate income. To qualify, you must meet certain requirements and file a tax return, even if you do not owe any tax or are not required to file.

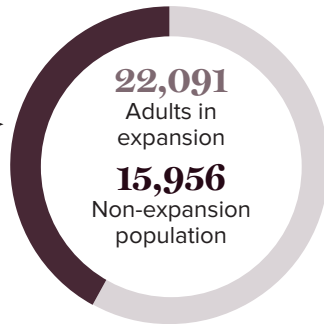
MEDICAID

Total individuals receiving Medicaid

38,047

Children receiving Medicaid

23,234



CASH ASSISTANCE

	FITAP	KCSP
Households	103	41
Average amount per recipient	\$73	\$132
Total monthly distribution	\$22,555	\$15,940

*The Family Independence Temporary Assistance Program (FITAP) provides cash assistance to very low-income families with children who meet specific criteria.

*The Kinship Care Subsidy Program (KCSP) provides cash assistance to qualifying relatives who are caring for one or more children in the absence of the children's parents.

FOOD ASSISTANCE



SNAP recipients

31,062



SNAP retailers

113



Households receiving SNAP*

15,685



Monthly benefits redeemed at district retailers

\$5,795,688



Total monthly benefits

\$6,614,956

*The Supplemental Nutrition Assistance Program (SNAP, also called Food Stamps) provides food assistance benefits to people and families with low incomes.