

BY THE NUMBERS



DEMOGRAPHICS



Population

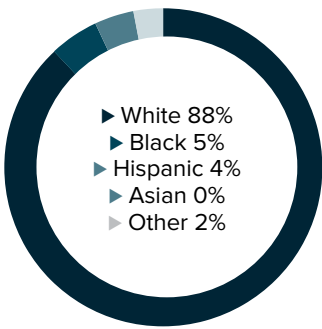
128,865



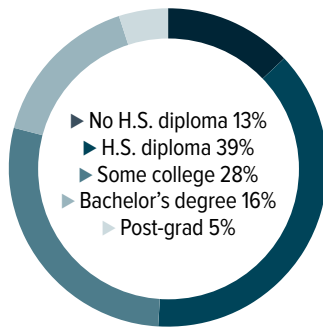
Number of households

44,706

Racial distribution



Education level



ECONOMY



Median household income

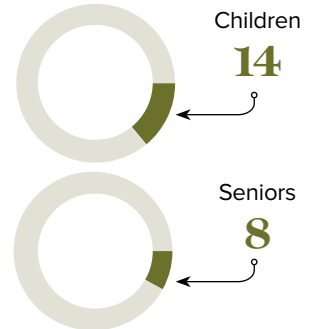
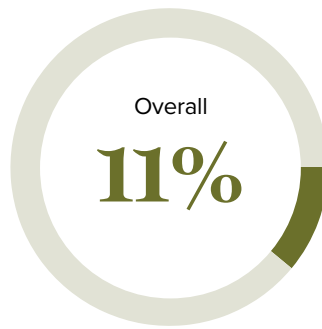
\$65,469



Median value of owner-occupied housing

\$171,100

Poverty rates



PUBLIC SCHOOLS

District	Enrollment	Economically disadvantaged
East Baton Rouge	40,735	79%
Livingston	25,900	58%
Tangipahoa	19,532	77%

HIGHER EDUCATION

Number of students receiving GO Grants **442**

Number of students receiving TOPS

1,973

TOPS breakdown

Opportunity

837

Performance

585

Honors

473

Tech

78

WORKING FAMILY TAX CREDITS



Households receiving EITC*

10,523



State EITC impact

\$1,397,187



Tax filers receiving EITC

20%



Average state EITC

\$133

*The Earned Income Tax Credit (EITC) is a benefit for working people with low to moderate income. To qualify, you must meet certain requirements and file a tax return, even if you do not owe any tax or are not required to file.

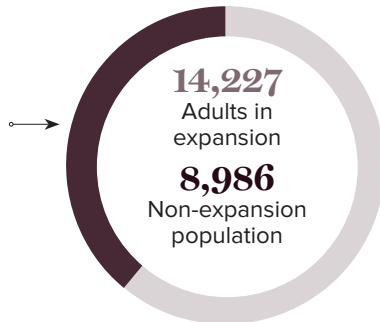
MEDICAID

Total individuals receiving Medicaid

23,213

Children receiving Medicaid

19,421



CASH ASSISTANCE

	FITAP	KCSP
Households	26	29
Average amount per recipient	\$78	\$136
Total monthly distribution	\$5,073	\$10,584

*The Family Independence Temporary Assistance Program (FITAP) provides cash assistance to very low-income families with children who meet specific criteria.

*The Kinship Care Subsidy Program (KCSP) provides cash assistance to qualifying relatives who are caring for one or more children in the absence of the children's parents.

FOOD ASSISTANCE



SNAP recipients

16,201



SNAP retailers

86



Households receiving SNAP*

7,217



Monthly benefits redeemed at district retailers

\$3,527,542



Total monthly benefits

\$3,397,164

*The Supplemental Nutrition Assistance Program (SNAP, also called Food Stamps) provides food assistance benefits to people and families with low incomes.