

BY THE NUMBERS



DEMOGRAPHICS



Population

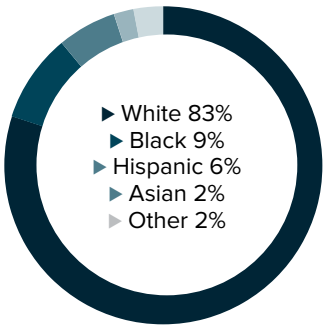
141,269



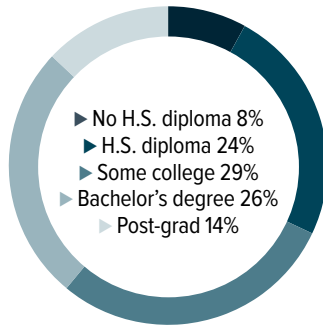
Number of households

52,042

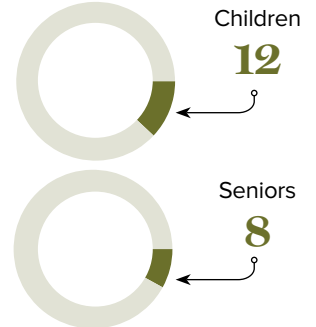
Racial distribution



Education level



Poverty rates



ECONOMY



Median household income

\$75,138



Median value of owner-occupied housing

\$241,400

PUBLIC SCHOOLS

District	Enrollment	Economically disadvantaged
St. Tammany	37,478	54%
Tangipahoa	19,532	77%

HIGHER EDUCATION

Number of students receiving GO Grants **561**

Number of students receiving TOPS

2,808

TOPS breakdown

Opportunity	Performance
1,062	788
Honors	Tech
900	58

WORKING FAMILY TAX CREDITS



Households receiving EITC*

8,785



State EITC impact

\$1,100,228



Tax filers receiving EITC

14%



Average state EITC

\$125

*The Earned Income Tax Credit (EITC) is a benefit for working people with low to moderate income. To qualify, you must meet certain requirements and file a tax return, even if you do not owe any tax or are not required to file.

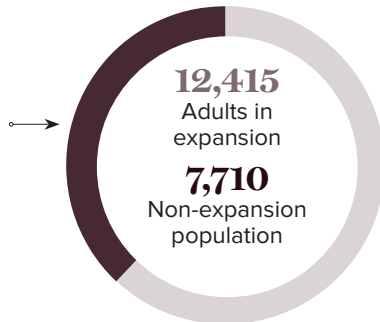
MEDICAID

Total individuals receiving Medicaid

20,125

Children receiving Medicaid

14,890



CASH ASSISTANCE

	FITAP	KCSP
Households	14	8
Average amount per recipient	\$76	\$167
Total monthly distribution	\$2,992	\$3,883

*The Family Independence Temporary Assistance Program (FITAP) provides cash assistance to very low-income families with children who meet specific criteria.

*The Kinship Care Subsidy Program (KCSP) provides cash assistance to qualifying relatives who are caring for one or more children in the absence of the children's parents.

FOOD ASSISTANCE



SNAP recipients

11,345



SNAP retailers

70



Households receiving SNAP*

5,185



Monthly benefits redeemed at district retailers

\$2,251,669



Total monthly benefits

\$2,388,226

*The Supplemental Nutrition Assistance Program (SNAP, also called Food Stamps) provides food assistance benefits to people and families with low incomes.