

BY THE NUMBERS



DEMOGRAPHICS



Population

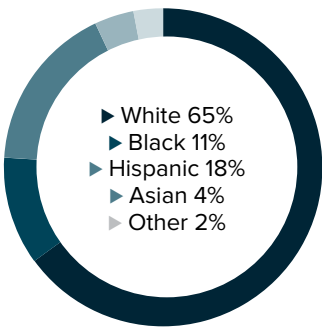
119,853



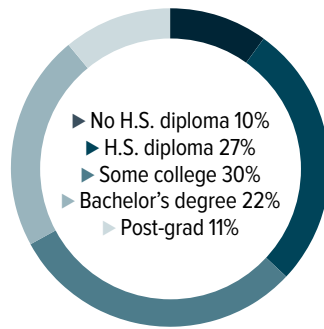
Number of households

47,899

Racial distribution



Education level



ECONOMY



Median household income

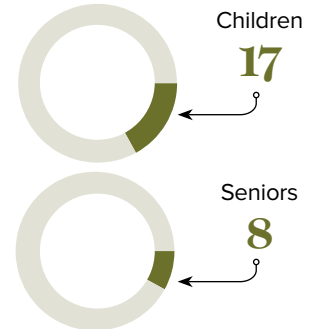
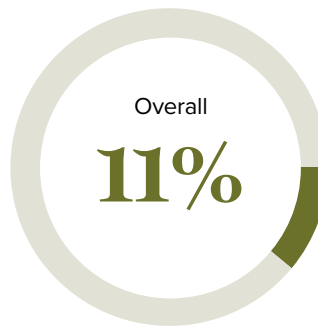
\$61,716



Median value of owner-occupied housing

\$206,000

Poverty rates



PUBLIC SCHOOLS

District	Enrollment	Economically disadvantaged
Jefferson	48,761	83%

HIGHER EDUCATION

Number of students receiving GO Grants **794**

Number of students receiving TOPS

1,898

TOPS breakdown

Opportunity	Performance
828	472
Honors	Tech
559	39

WORKING FAMILY TAX CREDITS



Households receiving EITC*

10,653



State EITC impact

\$1,400,455



Tax filers receiving EITC

19%



Average state EITC

\$131

*The Earned Income Tax Credit (EITC) is a benefit for working people with low to moderate income. To qualify, you must meet certain requirements and file a tax return, even if you do not owe any tax or are not required to file.

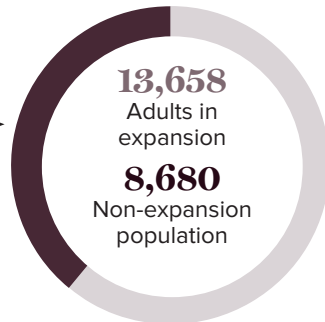
MEDICAID

Total individuals receiving Medicaid

22,338

Children receiving Medicaid

15,352



CASH ASSISTANCE

	FITAP	KCSP
Households	23	7
Average amount per recipient	\$83	\$147
Total monthly distribution	\$4,572	\$2,089

*The Family Independence Temporary Assistance Program (FITAP) provides cash assistance to very low-income families with children who meet specific criteria.

*The Kinship Care Subsidy Program (KCSP) provides cash assistance to qualifying relatives who are caring for one or more children in the absence of the children's parents.

FOOD ASSISTANCE



SNAP recipients

12,733



SNAP retailers

57



Households receiving SNAP*

5,990



Monthly benefits redeemed at district retailers

\$4,773,989



Total monthly benefits

\$2,622,358

*The Supplemental Nutrition Assistance Program (SNAP, also called Food Stamps) provides food assistance benefits to people and families with low incomes.