

BY THE NUMBERS



DEMOGRAPHICS

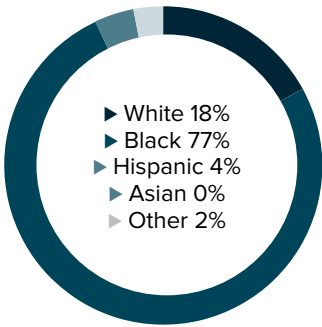


Population
48,323

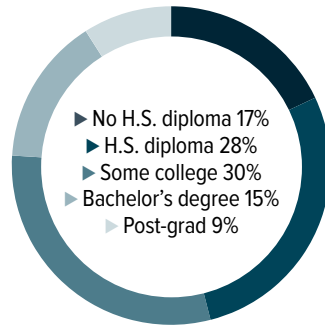


Number of households
19,839

Racial distribution



Education level



ECONOMY

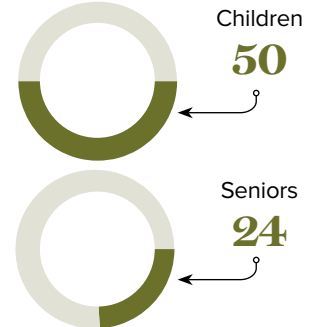


Median household income
\$28,200



Median value of owner-occupied housing
\$173,600

Poverty rates



PUBLIC SCHOOLS

District	Enrollment	Economically disadvantaged
Orleans	45,022	86%

HIGHER EDUCATION

Number of students receiving GO Grants **196**

Number of students receiving TOPS

TOPS breakdown

Opportunity	Performance
440	239
Honors	Tech
389	18

WORKING FAMILY TAX CREDITS



Households receiving EITC*

8,443



State EITC impact

\$1,278,150



Tax filers receiving EITC

42%



Average state EITC

\$151

*The Earned Income Tax Credit (EITC) is a benefit for working people with low to moderate income. To qualify, you must meet certain requirements and file a tax return, even if you do not owe any tax or are not required to file.

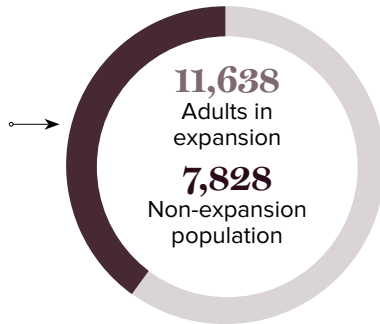
MEDICAID

Total individuals receiving Medicaid

19,466

Children receiving Medicaid

11,601



CASH ASSISTANCE

	FITAP	KCSP
Households	51	20
Average amount per recipient	\$80	\$171
Total monthly distribution	\$9,355	\$10,103

*The Family Independence Temporary Assistance Program (FITAP) provides cash assistance to very low-income families with children who meet specific criteria.

*The Kinship Care Subsidy Program (KCSP) provides cash assistance to qualifying relatives who are caring for one or more children in the absence of the children's parents.

FOOD ASSISTANCE



SNAP recipients

18,199



SNAP retailers

52



Households receiving SNAP*

9,155



Monthly benefits redeemed at district retailers

\$1,229,385



Total monthly benefits

\$3,885,839

*The Supplemental Nutrition Assistance Program (SNAP, also called Food Stamps) provides food assistance benefits to people and families with low incomes.