

BY THE NUMBERS



DEMOGRAPHICS



Population

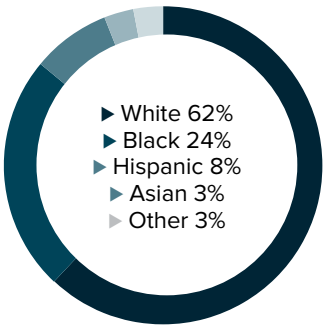
48,444



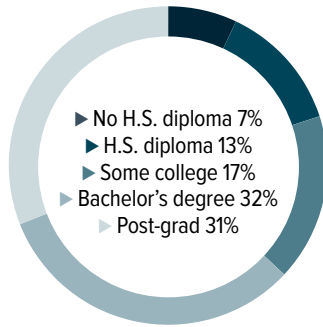
Number of households

17,689

Racial distribution



Education level



ECONOMY



Median household income

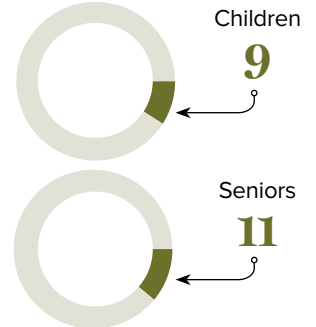
\$71,086



Median value of owner-occupied housing

\$458,300

Poverty rates



PUBLIC SCHOOLS

District	Enrollment	Economically disadvantaged
Orleans	45,022	86%

HIGHER EDUCATION

Number of students receiving GO Grants **81**

Number of students receiving TOPS

228

TOPS breakdown

Opportunity

73

Honors

100

Performance

53

Tech

2

WORKING FAMILY TAX CREDITS



Households receiving EITC*

3,476



State EITC impact

\$447,087



Tax filers receiving EITC

19%



Average state EITC

\$129

*The Earned Income Tax Credit (EITC) is a benefit for working people with low to moderate income. To qualify, you must meet certain requirements and file a tax return, even if you do not owe any tax or are not required to file.

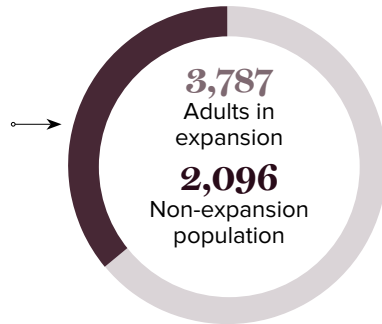
MEDICAID

Total individuals receiving Medicaid

5,883

Children receiving Medicaid

2,204



CASH ASSISTANCE

	FITAP	KCSP
Households	7	3
Average amount per recipient	\$76	\$116
Total monthly distribution	\$1,297	\$697

*The Family Independence Temporary Assistance Program (FITAP) provides cash assistance to very low-income families with children who meet specific criteria.

*The Kinship Care Subsidy Program (KCSP) provides cash assistance to qualifying relatives who are caring for one or more children in the absence of the children's parents.

FOOD ASSISTANCE



SNAP recipients

2,907



SNAP retailers

19



Households receiving SNAP*

1,801



Monthly benefits redeemed at district retailers

\$391,523



Total monthly benefits

\$639,430

*The Supplemental Nutrition Assistance Program (SNAP, also called Food Stamps) provides food assistance benefits to people and families with low incomes.