

BY THE NUMBERS



DEMOGRAPHICS



Population

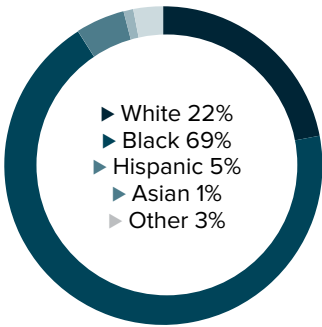
54,041



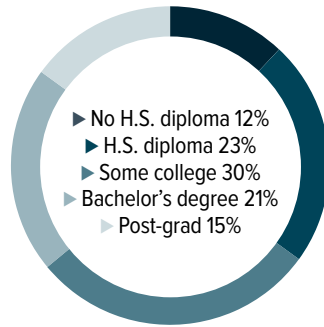
Number of households

21,933

Racial distribution



Education level



ECONOMY



Median household income

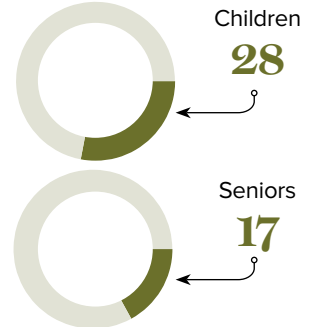
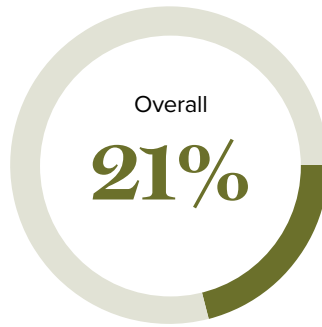
\$39,833



Median value of owner-occupied housing

\$204,300

Poverty rates



PUBLIC SCHOOLS

District	Enrollment	Economically disadvantaged
Orleans	45,022	86%

HIGHER EDUCATION

Number of students receiving GO Grants **450**

Number of students receiving TOPS

374

TOPS breakdown

Opportunity

197

Honors

88

Performance

77

Tech

12

WORKING FAMILY TAX CREDITS



Households receiving EITC*

6,623



State EITC impact

\$934,885



Tax filers receiving EITC

31%



Average state EITC

\$141

*The Earned Income Tax Credit (EITC) is a benefit for working people with low to moderate income. To qualify, you must meet certain requirements and file a tax return, even if you do not owe any tax or are not required to file.

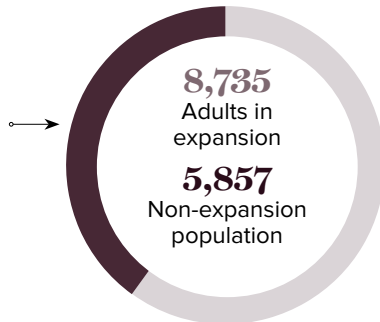
MEDICAID

Total individuals receiving Medicaid

14,592

Children receiving Medicaid

7,330



CASH ASSISTANCE

	FITAP	KCSP
Households	24	6
Average amount per recipient	\$78	\$141
Total monthly distribution	\$4,522	\$2,109

*The Family Independence Temporary Assistance Program (FITAP) provides cash assistance to very low-income families with children who meet specific criteria.

*The Kinship Care Subsidy Program (KCSP) provides cash assistance to qualifying relatives who are caring for one or more children in the absence of the children's parents.

FOOD ASSISTANCE



SNAP recipients

10,981



SNAP retailers

33



Households receiving SNAP*

6,052



Monthly benefits redeemed at district retailers

\$2,953,039



Total monthly benefits

\$2,372,759

*The Supplemental Nutrition Assistance Program (SNAP, also called Food Stamps) provides food assistance benefits to people and families with low incomes.