

BY THE NUMBERS



DEMOGRAPHICS

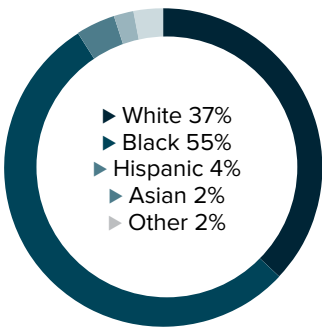


Population
41,616

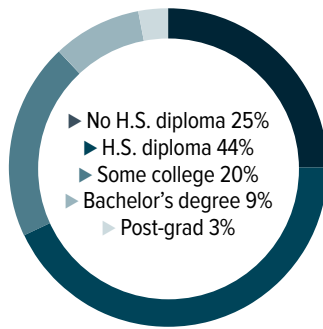


Number of households
15,577

Racial distribution



Education level



ECONOMY

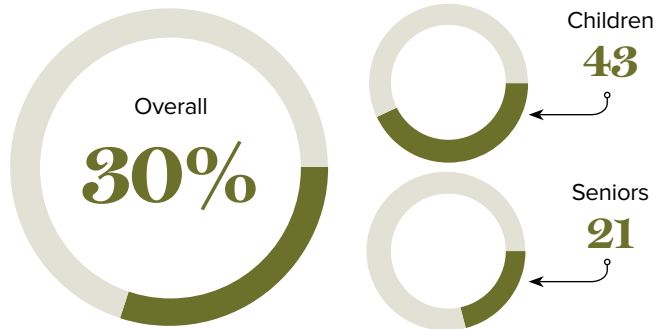


Median household income
\$31,954



Median value of owner-occupied housing
\$102,700

Poverty rates



PUBLIC SCHOOLS

District	Enrollment	Economically disadvantaged
Iberia	11,868	77%
Lafayette	31,403	67%
St. Martin	7,470	76%

HIGHER EDUCATION

Number of students receiving GO Grants
228

Number of students receiving TOPS

117

TOPS breakdown

Opportunity

57

Honors

26

Performance

28

Tech

6

WORKING FAMILY TAX CREDITS



Households receiving EITC*

5,519



State EITC impact

\$841,934



Tax filers receiving EITC

33%



Average state EITC

\$153

*The Earned Income Tax Credit (EITC) is a benefit for working people with low to moderate income. To qualify, you must meet certain requirements and file a tax return, even if you do not owe any tax or are not required to file.

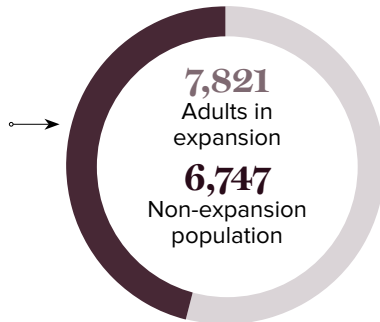
MEDICAID

Total individuals receiving Medicaid

14,568

Children receiving Medicaid

10,018



CASH ASSISTANCE

	FITAP	KCSP
Households	41	14
Average amount per recipient	\$73	\$155
Total monthly distribution	\$9,116	\$6,050

*The Family Independence Temporary Assistance Program (FITAP) provides cash assistance to very low-income families with children who meet specific criteria.

*The Kinship Care Subsidy Program (KCSP) provides cash assistance to qualifying relatives who are caring for one or more children in the absence of the children's parents.

FOOD ASSISTANCE



SNAP recipients

13,384



SNAP retailers

44



Households receiving SNAP*

6,201



Monthly benefits redeemed at district retailers

\$3,003,573



Total monthly benefits

\$2,825,722

*The Supplemental Nutrition Assistance Program (SNAP, also called Food Stamps) provides food assistance benefits to people and families with low incomes.