

BY THE NUMBERS



DEMOGRAPHICS



Population

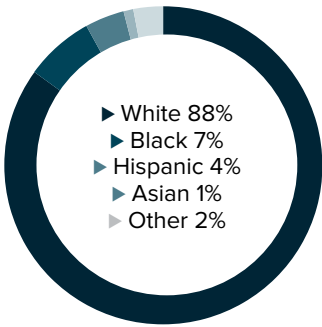
43,444



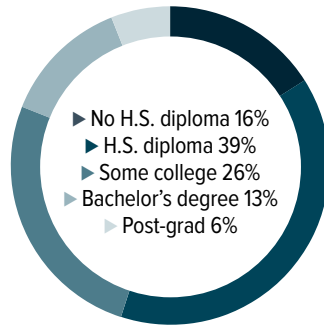
Number of households

15,183

Racial distribution



Education level



ECONOMY



Median household income

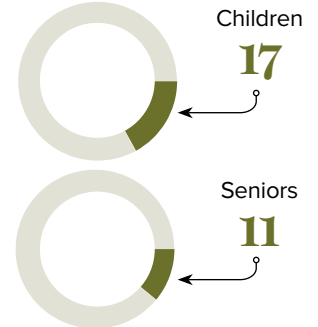
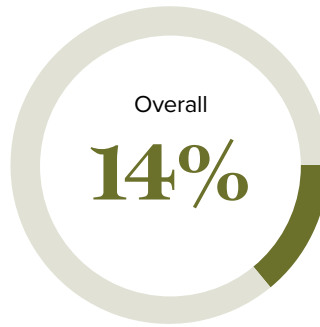
\$61,645



Median value of owner-occupied housing

\$158,800

Poverty rates



PUBLIC SCHOOLS

District	Enrollment	Economically disadvantaged
Livingston	25,900	58%

HIGHER EDUCATION

Number of students receiving GO Grants **155**

Number of students receiving TOPS

520

TOPS breakdown

Opportunity

231

Honors

113

Performance

146

Tech

30

WORKING FAMILY TAX CREDITS



Households receiving EITC*

3,857



State EITC impact

\$520,163



Tax filers receiving EITC

22%



Average state EITC

\$135

*The Earned Income Tax Credit (EITC) is a benefit for working people with low to moderate income. To qualify, you must meet certain requirements and file a tax return, even if you do not owe any tax or are not required to file.

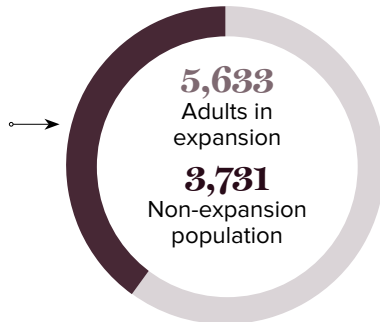
MEDICAID

Total individuals receiving Medicaid

9,364

Children receiving Medicaid

7,666



CASH ASSISTANCE

	FITAP	KCSP
Households	9	12
Average amount per recipient	\$83	\$154
Total monthly distribution	\$1,573	\$5,554

*The Family Independence Temporary Assistance Program (FITAP) provides cash assistance to very low-income families with children who meet specific criteria.

*The Kinship Care Subsidy Program (KCSP) provides cash assistance to qualifying relatives who are caring for one or more children in the absence of the children's parents.

FOOD ASSISTANCE



SNAP recipients

6,828



SNAP retailers

27



Households receiving SNAP*

3,077



Monthly benefits redeemed at district retailers

\$1,143,625



Total monthly benefits

\$1,434,365

*The Supplemental Nutrition Assistance Program (SNAP, also called Food Stamps) provides food assistance benefits to people and families with low incomes.