

BY THE NUMBERS



DEMOGRAPHICS

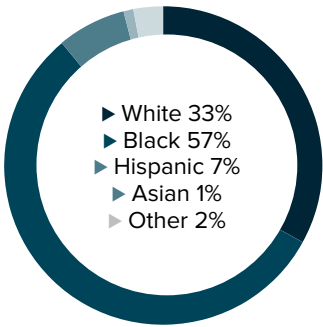


Population
46,674

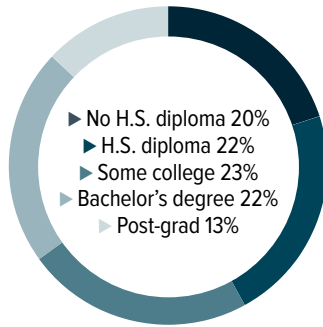


Number of households
20,596

Racial distribution



Education level



ECONOMY

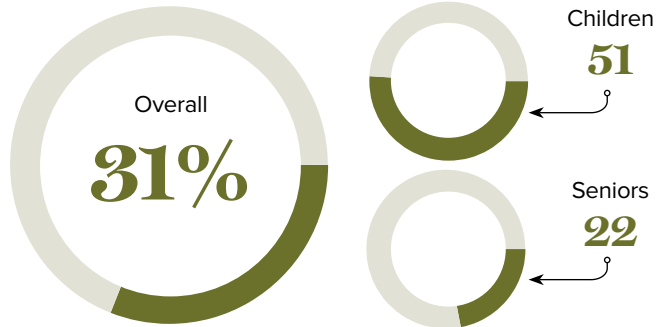


Median household income
\$34,468



Median value of owner-occupied housing
\$271,600

Poverty rates



PUBLIC SCHOOLS

District	Enrollment	Economically disadvantaged
Orleans	45,022	86%

HIGHER EDUCATION

Number of students receiving GO Grants **161**

Number of students receiving TOPS

301

TOPS breakdown

Opportunity	Performance
131	86
Honors	Tech
60	24

WORKING FAMILY TAX CREDITS



Households receiving EITC*

5,191



State EITC impact

\$648,619



Tax filers receiving EITC

26%



Average state EITC

\$125

*The Earned Income Tax Credit (EITC) is a benefit for working people with low to moderate income. To qualify, you must meet certain requirements and file a tax return, even if you do not owe any tax or are not required to file.

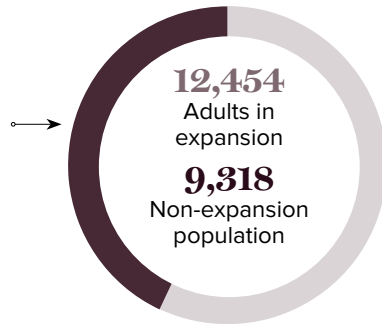
MEDICAID

Total individuals receiving Medicaid

21,772

Children receiving Medicaid

8,791



CASH ASSISTANCE

	FITAP	KCSP
Households	31	18
Average amount per recipient	\$82	\$158
Total monthly distribution	\$5,556	\$8,048

*The Family Independence Temporary Assistance Program (FITAP) provides cash assistance to very low-income families with children who meet specific criteria.

*The Kinship Care Subsidy Program (KCSP) provides cash assistance to qualifying relatives who are caring for one or more children in the absence of the children's parents.

FOOD ASSISTANCE



SNAP recipients

12,482



SNAP retailers

37



Households receiving SNAP*

7,742



Monthly benefits redeemed at district retailers

\$738,276



Total monthly benefits

\$2,749,017

*The Supplemental Nutrition Assistance Program (SNAP, also called Food Stamps) provides food assistance benefits to people and families with low incomes.