

BY THE NUMBERS



DEMOGRAPHICS

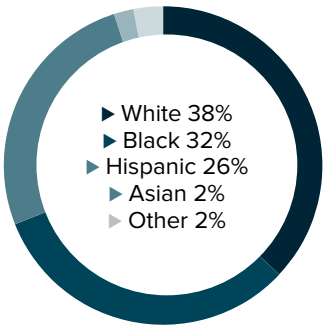


Population
45,351

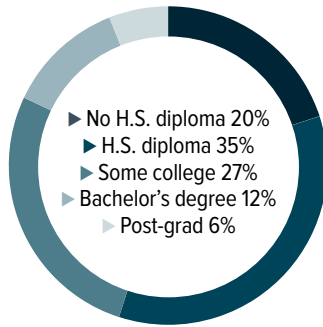


Number of households
16,280

Racial distribution



Education level



ECONOMY

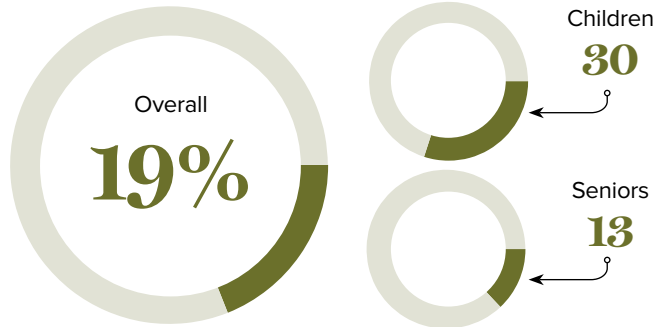


Median household income
\$48,628



Median value of owner-occupied housing
\$161,300

Poverty rates



PUBLIC SCHOOLS

District	Enrollment	Economically disadvantaged
Jefferson	48,761	83%
St. Charles	9,721	58%

HIGHER EDUCATION

Number of students receiving GO Grants **368**

Number of students receiving TOPS

477

TOPS breakdown

Opportunity	Performance
227	110
Honors	Tech
123	17

WORKING FAMILY TAX CREDITS



Households receiving EITC*

5,091



State EITC impact

\$720,695



Tax filers receiving EITC

26%



Average state EITC

\$142

*The Earned Income Tax Credit (EITC) is a benefit for working people with low to moderate income. To qualify, you must meet certain requirements and file a tax return, even if you do not owe any tax or are not required to file.

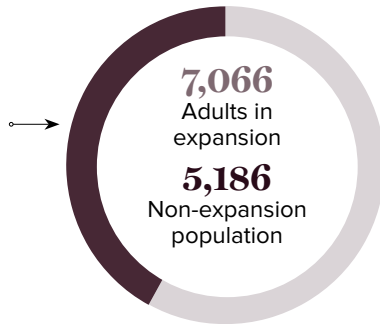
MEDICAID

Total individuals receiving Medicaid

12,252

Children receiving Medicaid

9,326



CASH ASSISTANCE

	FITAP	KCSP
Households	19	7
Average amount per recipient	\$82	\$115
Total monthly distribution	\$4,090	\$1,719

*The Family Independence Temporary Assistance Program (FITAP) provides cash assistance to very low-income families with children who meet specific criteria.

*The Kinship Care Subsidy Program (KCSP) provides cash assistance to qualifying relatives who are caring for one or more children in the absence of the children's parents.

FOOD ASSISTANCE



SNAP recipients

9,035



SNAP retailers

40



Households receiving SNAP*

4,256



Monthly benefits redeemed at district retailers

\$2,931,423



Total monthly benefits

\$1,843,088

*The Supplemental Nutrition Assistance Program (SNAP, also called Food Stamps) provides food assistance benefits to people and families with low incomes.