

BY THE NUMBERS



DEMOGRAPHICS

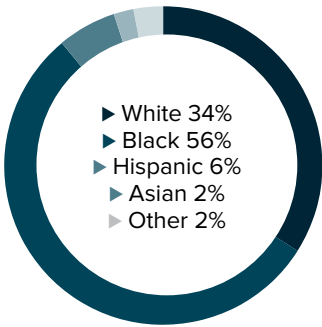


Population
52,805

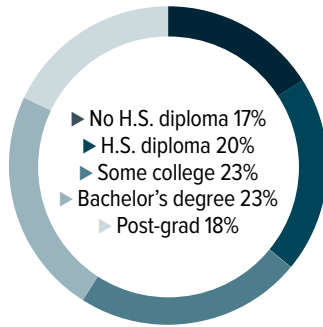


Number of households
20,728

Racial distribution



Education level



ECONOMY

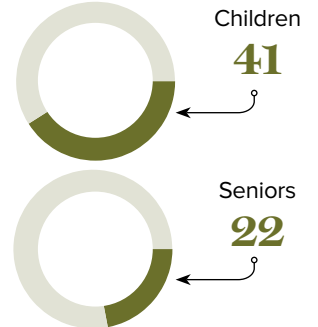


Median household income
\$38,723



Median value of owner-occupied housing
\$307,200

Poverty rates



PUBLIC SCHOOLS

District	Enrollment	Economically disadvantaged
Orleans	45,022	86%

HIGHER EDUCATION

Number of students receiving GO Grants **305**

Number of students receiving TOPS

221

TOPS breakdown

Opportunity
100

Performance
42

Honors
74

Tech
5

WORKING FAMILY TAX CREDITS



Households receiving EITC*

4,054



State EITC impact

\$523,263



Tax filers receiving EITC

21%



Average state EITC

\$129

*The Earned Income Tax Credit (EITC) is a benefit for working people with low to moderate income. To qualify, you must meet certain requirements and file a tax return, even if you do not owe any tax or are not required to file.

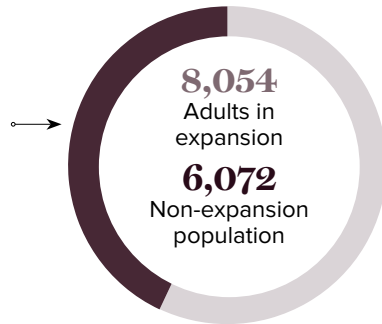
MEDICAID

Total individuals receiving Medicaid

14,126

Children receiving Medicaid

6,518



CASH ASSISTANCE

	FITAP	KCSP
Households	33	10
Average amount per recipient	\$80	\$153
Total monthly distribution	\$6,223	\$3,970

*The Family Independence Temporary Assistance Program (FITAP) provides cash assistance to very low-income families with children who meet specific criteria.

*The Kinship Care Subsidy Program (KCSP) provides cash assistance to qualifying relatives who are caring for one or more children in the absence of the children's parents.

FOOD ASSISTANCE



SNAP recipients

10,908



SNAP retailers

34



Households receiving SNAP*

6,321



Monthly benefits redeemed at district retailers

\$724,045



Total monthly benefits

\$2,368,374

*The Supplemental Nutrition Assistance Program (SNAP, also called Food Stamps) provides food assistance benefits to people and families with low incomes.