

BY THE NUMBERS



DEMOGRAPHICS

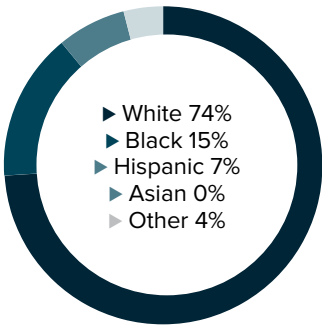


Population
42,737

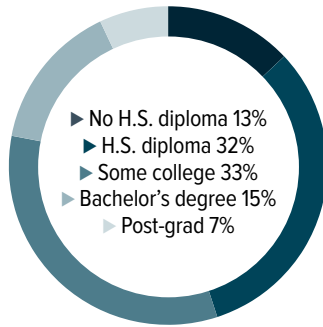


Number of households
15,449

Racial distribution



Education level



ECONOMY

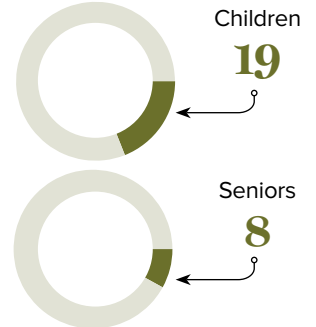


Median household income
\$56,991



Median value of owner-occupied housing
\$169,900

Poverty rates



PUBLIC SCHOOLS

District	Enrollment	Economically disadvantaged
St. Tammany	37,478	54%

HIGHER EDUCATION

Number of students receiving GO Grants **218**

Number of students receiving TOPS

498

TOPS breakdown

Opportunity	Performance
210	142
Honors	Tech
128	18

WORKING FAMILY TAX CREDITS



Households receiving EITC*

4,236



State EITC impact

\$569,090



Tax filers receiving EITC

22%



Average state EITC

\$134

*The Earned Income Tax Credit (EITC) is a benefit for working people with low to moderate income. To qualify, you must meet certain requirements and file a tax return, even if you do not owe any tax or are not required to file.

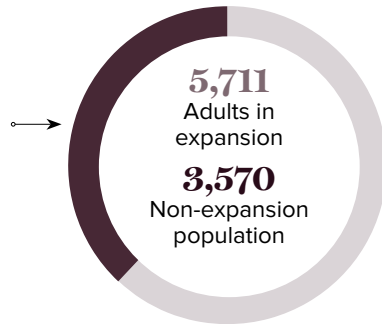
MEDICAID

Total individuals receiving Medicaid

9,281

Children receiving Medicaid

6,861



CASH ASSISTANCE

	FITAP	KCSP
Households	16	9
Average amount per recipient	\$77	\$133
Total monthly distribution	\$3,066	\$2,387

*The Family Independence Temporary Assistance Program (FITAP) provides cash assistance to very low-income families with children who meet specific criteria.

*The Kinship Care Subsidy Program (KCSP) provides cash assistance to qualifying relatives who are caring for one or more children in the absence of the children's parents.

FOOD ASSISTANCE



SNAP recipients

6,381



SNAP retailers

25



Households receiving SNAP*

2,835



Monthly benefits redeemed at district retailers

\$628,106



Total monthly benefits

\$1,334,134

*The Supplemental Nutrition Assistance Program (SNAP, also called Food Stamps) provides food assistance benefits to people and families with low incomes.