

BY THE NUMBERS



DEMOGRAPHICS



Population

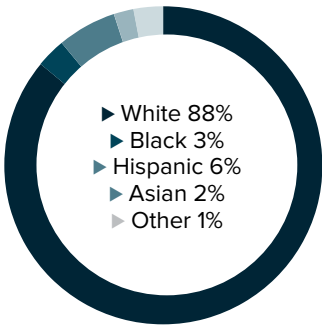
43,221



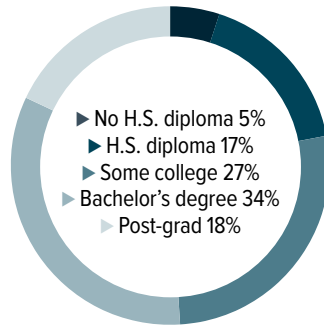
Number of households

15,870

Racial distribution



Education level



ECONOMY



Median household income

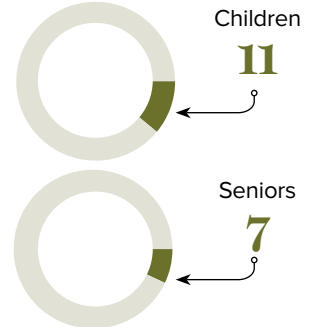
\$89,171



Median value of owner-occupied housing

\$290,200

Poverty rates



PUBLIC SCHOOLS

District	Enrollment	Economically disadvantaged
St. Tammany	37,478	54%

HIGHER EDUCATION

Number of students receiving GO Grants **164**

Number of students receiving TOPS

TOPS breakdown

Opportunity	Performance
422	313
Honors	Tech
406	16

WORKING FAMILY TAX CREDITS



Households receiving EITC*

2,128



State EITC impact

\$244,765



Tax filers receiving EITC

11%



Average state EITC

\$115

*The Earned Income Tax Credit (EITC) is a benefit for working people with low to moderate income. To qualify, you must meet certain requirements and file a tax return, even if you do not owe any tax or are not required to file.

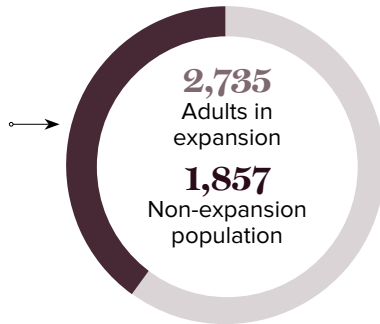
MEDICAID

Total individuals receiving Medicaid

4,592

Children receiving Medicaid

3,092



CASH ASSISTANCE

	FITAP	KCSP
Households	6	1
Average amount per recipient	\$67	\$167
Total monthly distribution	\$1,407	\$333

*The Family Independence Temporary Assistance Program (FITAP) provides cash assistance to very low-income families with children who meet specific criteria.

*The Kinship Care Subsidy Program (KCSP) provides cash assistance to qualifying relatives who are caring for one or more children in the absence of the children's parents.

FOOD ASSISTANCE



SNAP recipients

2,037



SNAP retailers

18



Households receiving SNAP*

955



Monthly benefits redeemed at district retailers

\$497,502



Total monthly benefits

\$431,514

*The Supplemental Nutrition Assistance Program (SNAP, also called Food Stamps) provides food assistance benefits to people and families with low incomes.