

# BY THE NUMBERS



## DEMOGRAPHICS

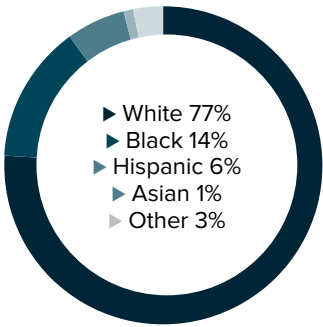


Population  
**45,254**

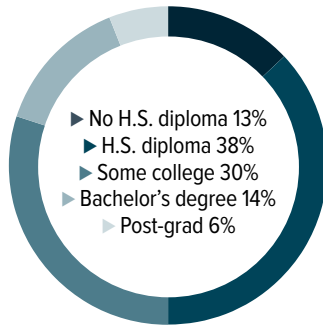


Number of households  
**16,473**

### Racial distribution



### Education level



## ECONOMY

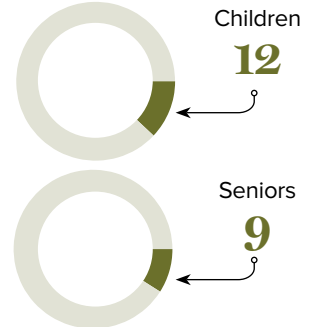


Median household income  
**\$72,809**



Median value of owner-occupied housing  
**\$181,700**

### Poverty rates



## PUBLIC SCHOOLS

District	Enrollment	Economically disadvantaged
Ascension	<b>23,474</b>	<b>56%</b>

## HIGHER EDUCATION

Number of students receiving GO Grants **148**

Number of students receiving TOPS

**766**

### TOPS breakdown

Opportunity	Performance
<b>315</b>	<b>245</b>
Honors	Tech
<b>171</b>	<b>35</b>

## WORKING FAMILY TAX CREDITS



Households receiving EITC\*

**3,403**



State EITC impact

**\$455,007**



Tax filers receiving EITC

**16%**



Average state EITC

**\$134**

\*The Earned Income Tax Credit (EITC) is a benefit for working people with low to moderate income. To qualify, you must meet certain requirements and file a tax return, even if you do not owe any tax or are not required to file.

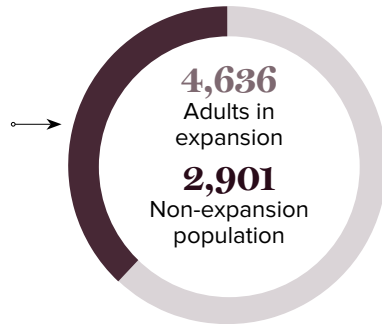
## MEDICAID

Total individuals receiving Medicaid

**7,537**

Children receiving Medicaid

**6,602**



## CASH ASSISTANCE

	FITAP	KCSP
Households	8	12
Average amount per recipient	\$82	\$144
Total monthly distribution	\$1,562	\$4,607

\*The Family Independence Temporary Assistance Program (FITAP) provides cash assistance to very low-income families with children who meet specific criteria.

\*The Kinship Care Subsidy Program (KCSP) provides cash assistance to qualifying relatives who are caring for one or more children in the absence of the children's parents.

## FOOD ASSISTANCE



SNAP recipients

**5,317**



SNAP retailers

**42**



Households receiving SNAP\*

**2,362**



Monthly benefits redeemed at district retailers

**\$1,606,796**



Total monthly benefits

**\$1,102,729**

\*The Supplemental Nutrition Assistance Program (SNAP, also called Food Stamps) provides food assistance benefits to people and families with low incomes.