

BY THE NUMBERS



DEMOGRAPHICS



Population

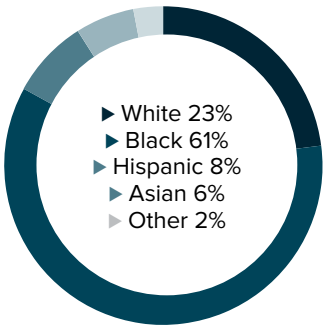
41,151




Number of households

14,361

Racial distribution



Education level



ECONOMY



Median household income

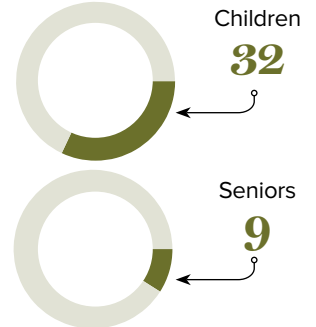
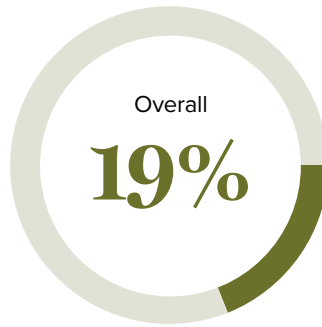
\$43,706



Median value of owner-occupied housing

\$142,300

Poverty rates



PUBLIC SCHOOLS

District	Enrollment	Economically disadvantaged
Jefferson	48,761	83%

HIGHER EDUCATION

Number of students receiving GO Grants **465**

Number of students receiving TOPS

421

TOPS breakdown

Opportunity
202

Performance
123

Honors
77

Tech
19

WORKING FAMILY TAX CREDITS



Households receiving EITC*

6,161



State EITC impact

\$907,085



Tax filers receiving EITC

33%



Average state EITC

\$147

*The Earned Income Tax Credit (EITC) is a benefit for working people with low to moderate income. To qualify, you must meet certain requirements and file a tax return, even if you do not owe any tax or are not required to file.

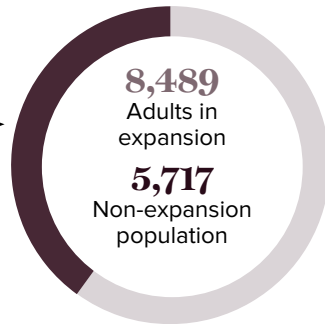
MEDICAID

Total individuals receiving Medicaid

14,206

Children receiving Medicaid

10,427



CASH ASSISTANCE

	FITAP	KCSP
Households	23	7
Average amount per recipient	\$75	\$147
Total monthly distribution	\$4,628	\$3,238

*The Family Independence Temporary Assistance Program (FITAP) provides cash assistance to very low-income families with children who meet specific criteria.

*The Kinship Care Subsidy Program (KCSP) provides cash assistance to qualifying relatives who are caring for one or more children in the absence of the children's parents.

FOOD ASSISTANCE



SNAP recipients

11,642



SNAP retailers

29



Households receiving SNAP*

5,474



Monthly benefits redeemed at district retailers

\$1,642,753



Total monthly benefits

\$2,442,604

*The Supplemental Nutrition Assistance Program (SNAP, also called Food Stamps) provides food assistance benefits to people and families with low incomes.