

BY THE NUMBERS



DEMOGRAPHICS

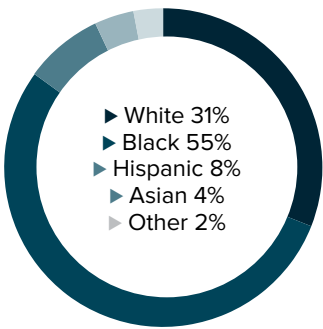


Population
42,740

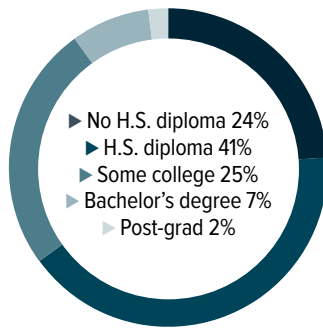


Number of households
15,380

Racial distribution



Education level



ECONOMY

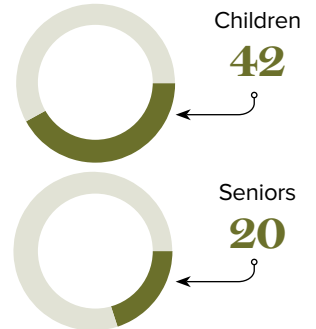


Median household income
\$37,629



Median value of owner-occupied housing
\$110,900

Poverty rates



PUBLIC SCHOOLS

District	Enrollment	Economically disadvantaged
Jefferson	48,761	83%

HIGHER EDUCATION

Number of students receiving GO Grants **462**

Number of students receiving TOPS

347

TOPS breakdown

Opportunity

172

Honors

61

Performance

90

Tech

24

WORKING FAMILY TAX CREDITS



Households receiving EITC*

6,563



State EITC impact

\$970,923



Tax filers receiving EITC

34%



Average state EITC

\$148

*The Earned Income Tax Credit (EITC) is a benefit for working people with low to moderate income. To qualify, you must meet certain requirements and file a tax return, even if you do not owe any tax or are not required to file.

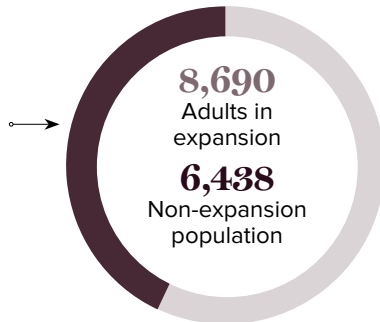
MEDICAID

Total individuals receiving Medicaid

15,128

Children receiving Medicaid

10,879



CASH ASSISTANCE

	FITAP	KCSP
Households	24	21
Average amount per recipient	\$79	\$116
Total monthly distribution	\$4,758	\$6,756

*The Family Independence Temporary Assistance Program (FITAP) provides cash assistance to very low-income families with children who meet specific criteria.

*The Kinship Care Subsidy Program (KCSP) provides cash assistance to qualifying relatives who are caring for one or more children in the absence of the children's parents.

FOOD ASSISTANCE



SNAP recipients

13,335



SNAP retailers

36



Households receiving SNAP*

6,147



Monthly benefits redeemed at district retailers

\$1,382,852



Total monthly benefits

\$2,800,452

*The Supplemental Nutrition Assistance Program (SNAP, also called Food Stamps) provides food assistance benefits to people and families with low incomes.