

BY THE NUMBERS



DEMOGRAPHICS

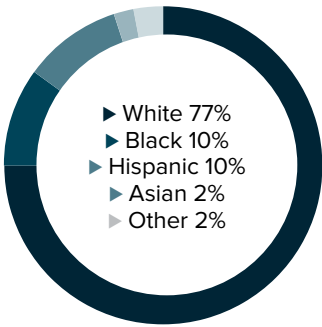


Population
45,217

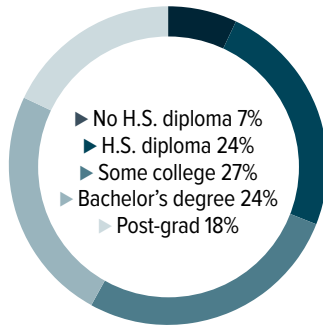


Number of households
20,614

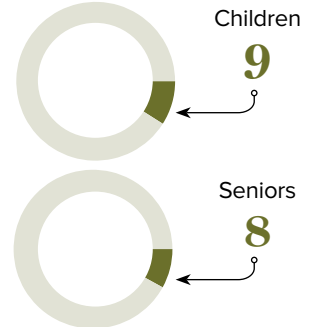
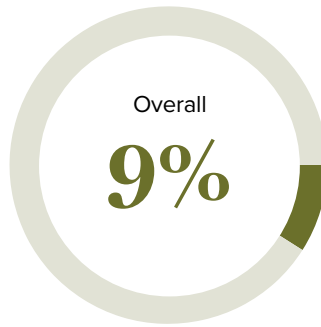
Racial distribution



Education level



Poverty rates



ECONOMY



Median household income
\$64,303



Median value of owner-occupied housing
\$224,600

PUBLIC SCHOOLS

District	Enrollment	Economically disadvantaged
Jefferson	48,761	83%

HIGHER EDUCATION

Number of students receiving GO Grants **222**

Number of students receiving TOPS

596

TOPS breakdown

Opportunity	Performance
232	143
Honors	Tech
211	10

WORKING FAMILY TAX CREDITS



Households receiving EITC*

3,375



State EITC impact

\$377,677



Tax filers receiving EITC

16%



Average state EITC

\$112

*The Earned Income Tax Credit (EITC) is a benefit for working people with low to moderate income. To qualify, you must meet certain requirements and file a tax return, even if you do not owe any tax or are not required to file.

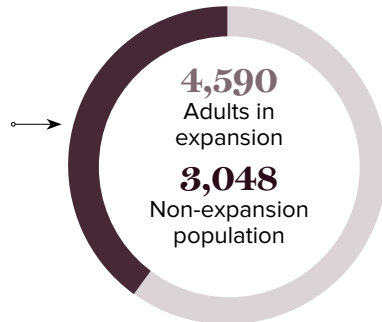
MEDICAID

Total individuals receiving Medicaid

7,638

Children receiving Medicaid

3,852



CASH ASSISTANCE

	FITAP	KCSP
Households	8	1
Average amount per recipient	\$89	\$111
Total monthly distribution	\$1,426	\$222

*The Family Independence Temporary Assistance Program (FITAP) provides cash assistance to very low-income families with children who meet specific criteria.

*The Kinship Care Subsidy Program (KCSP) provides cash assistance to qualifying relatives who are caring for one or more children in the absence of the children's parents.

FOOD ASSISTANCE



SNAP recipients

3,793



SNAP retailers

34



Households receiving SNAP*

2,230



Monthly benefits redeemed at district retailers

\$1,992,847



Total monthly benefits

\$827,008

*The Supplemental Nutrition Assistance Program (SNAP, also called Food Stamps) provides food assistance benefits to people and families with low incomes.