

BY THE NUMBERS



DEMOGRAPHICS



Population

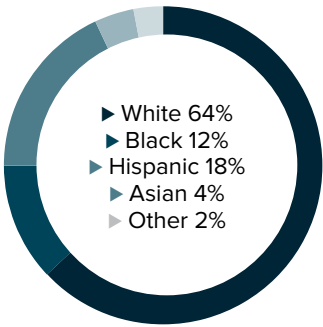
47,798



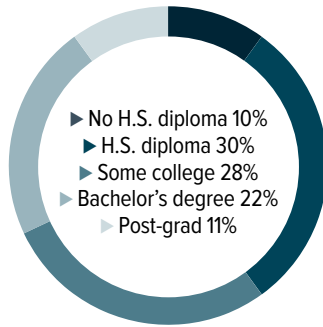
Number of households

21,141

Racial distribution



Education level



ECONOMY



Median household income

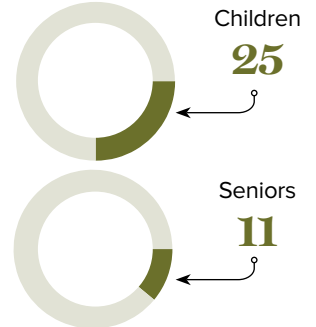
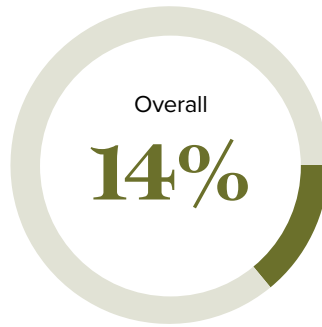
\$53,278



Median value of owner-occupied housing

\$234,800

Poverty rates



PUBLIC SCHOOLS

District	Enrollment	Economically disadvantaged
Jefferson	48,761	83%

HIGHER EDUCATION

Number of students receiving GO Grants **239**

Number of students receiving TOPS

532

TOPS breakdown

Opportunity	Performance
223	128
Honors	Tech
167	14

WORKING FAMILY TAX CREDITS



Households receiving EITC*

3,633



State EITC impact

\$438,375



Tax filers receiving EITC

17%



Average state EITC

\$121

*The Earned Income Tax Credit (EITC) is a benefit for working people with low to moderate income. To qualify, you must meet certain requirements and file a tax return, even if you do not owe any tax or are not required to file.

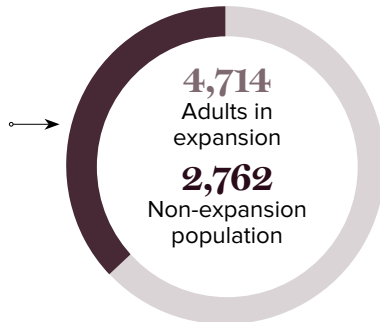
MEDICAID

Total individuals receiving Medicaid

7,476

Children receiving Medicaid

5,265



CASH ASSISTANCE

	FITAP	KCSP
Households	5	2
Average amount per recipient	\$97	\$111
Total monthly distribution	\$681	\$444

*The Family Independence Temporary Assistance Program (FITAP) provides cash assistance to very low-income families with children who meet specific criteria.

*The Kinship Care Subsidy Program (KCSP) provides cash assistance to qualifying relatives who are caring for one or more children in the absence of the children's parents.

FOOD ASSISTANCE



SNAP recipients

5,504



SNAP retailers

15



Households receiving SNAP*

2,726



Monthly benefits redeemed at district retailers

\$1,904,681



Total monthly benefits

\$1,112,118

*The Supplemental Nutrition Assistance Program (SNAP, also called Food Stamps) provides food assistance benefits to people and families with low incomes.