

BY THE NUMBERS



DEMOGRAPHICS



Population

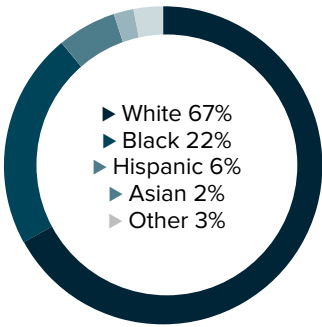
51,873



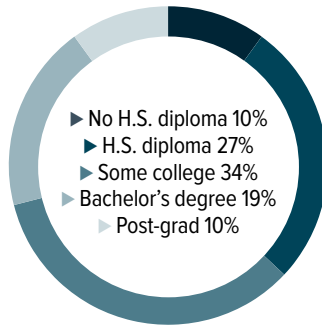
Number of households

20,498

Racial distribution



Education level



ECONOMY



Median household income

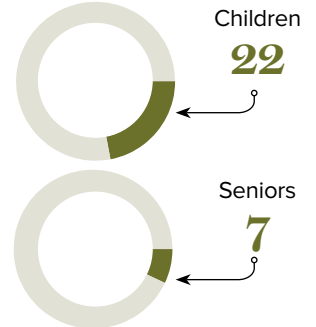
\$62,255



Median value of owner-occupied housing

\$208,600

Poverty rates



PUBLIC SCHOOLS

District	Enrollment	Economically disadvantaged
Bossier	22,417	54%

HIGHER EDUCATION

Number of students receiving GO Grants **231**

Number of students receiving TOPS

832

TOPS breakdown

Opportunity

315

Honors

234

Performance

257

Tech

26

WORKING FAMILY TAX CREDITS



Households receiving EITC*

4,558



State EITC impact

\$646,062



Tax filers receiving EITC

21%



Average state EITC

\$142

*The Earned Income Tax Credit (EITC) is a benefit for working people with low to moderate income. To qualify, you must meet certain requirements and file a tax return, even if you do not owe any tax or are not required to file.

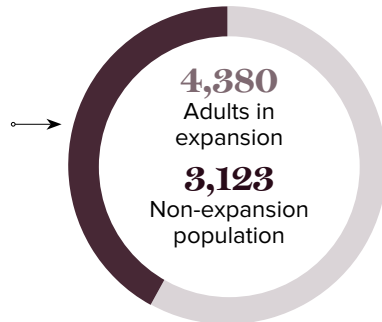
MEDICAID

Total individuals receiving Medicaid

7,503

Children receiving Medicaid

6,568



CASH ASSISTANCE

	FITAP	KCSP
Households	10	13
Average amount per recipient	\$95	\$158
Total monthly distribution	\$1,814	\$5,217

*The Family Independence Temporary Assistance Program (FITAP) provides cash assistance to very low-income families with children who meet specific criteria.

*The Kinship Care Subsidy Program (KCSP) provides cash assistance to qualifying relatives who are caring for one or more children in the absence of the children's parents.

FOOD ASSISTANCE



SNAP recipients

6,451



SNAP retailers

34



Households receiving SNAP*

2,867



Monthly benefits redeemed at district retailers

\$2,619,273



Total monthly benefits

\$1,349,799

*The Supplemental Nutrition Assistance Program (SNAP, also called Food Stamps) provides food assistance benefits to people and families with low incomes.