

BY THE NUMBERS



DEMOGRAPHICS

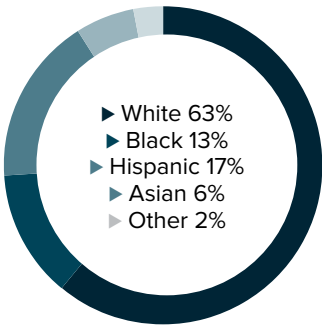


Population
45,075

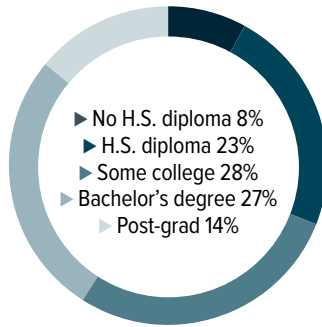


Number of households
17,434

Racial distribution



Education level



ECONOMY

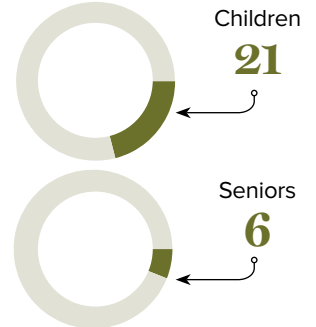


Median household income
\$70,943



Median value of owner-occupied housing
\$267,700

Poverty rates



PUBLIC SCHOOLS

District	Enrollment	Economically disadvantaged
Jefferson	48,761	83%

HIGHER EDUCATION

Number of students receiving GO Grants **276**

Number of students receiving TOPS

861

TOPS breakdown

Opportunity
367

Performance
203

Honors
274

Tech
17

WORKING FAMILY TAX CREDITS



Households receiving EITC*

4,323



State EITC impact

\$586,351



Tax filers receiving EITC

21%



Average state EITC

\$136

*The Earned Income Tax Credit (EITC) is a benefit for working people with low to moderate income. To qualify, you must meet certain requirements and file a tax return, even if you do not owe any tax or are not required to file.

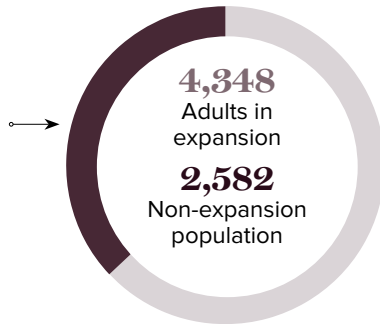
MEDICAID

Total individuals receiving Medicaid

6,930

Children receiving Medicaid

5,225



CASH ASSISTANCE

	FITAP	KCSP
Households	4	1
Average amount per recipient	\$71	\$222
Total monthly distribution	\$919	\$222

*The Family Independence Temporary Assistance Program (FITAP) provides cash assistance to very low-income families with children who meet specific criteria.

*The Kinship Care Subsidy Program (KCSP) provides cash assistance to qualifying relatives who are caring for one or more children in the absence of the children's parents.

FOOD ASSISTANCE



SNAP recipients

4,553



SNAP retailers

16



Households receiving SNAP*

1,981



Monthly benefits redeemed at district retailers

\$1,089,499



Total monthly benefits

\$919,113

*The Supplemental Nutrition Assistance Program (SNAP, also called Food Stamps) provides food assistance benefits to people and families with low incomes.