

BY THE NUMBERS



DEMOGRAPHICS

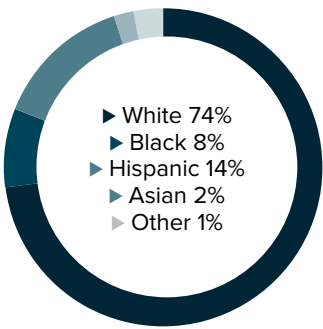


Population
43,973

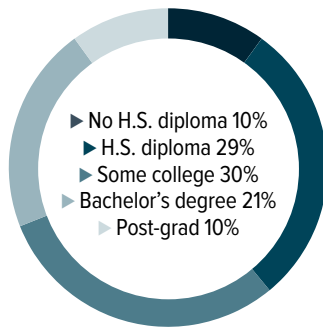


Number of households
19,615

Racial distribution



Education level



ECONOMY

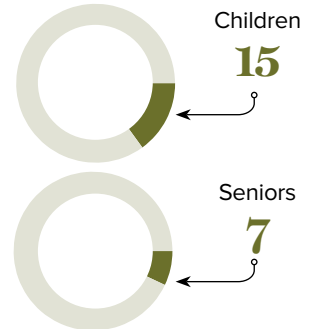
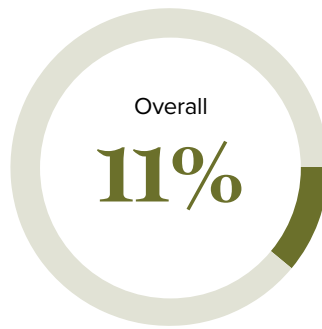


Median household income
\$58,746



Median value of owner-occupied housing
\$211,400

Poverty rates



PUBLIC SCHOOLS

District	Enrollment	Economically disadvantaged
Jefferson	48,761	83%

HIGHER EDUCATION

Number of students receiving GO Grants **272**

Number of students receiving TOPS

724

TOPS breakdown

Opportunity	Performance
318	193
Honors	Tech
197	16

WORKING FAMILY TAX CREDITS



Households receiving EITC*

3,348



State EITC impact

\$412,146



Tax filers receiving EITC

16%



Average state EITC

\$123

*The Earned Income Tax Credit (EITC) is a benefit for working people with low to moderate income. To qualify, you must meet certain requirements and file a tax return, even if you do not owe any tax or are not required to file.

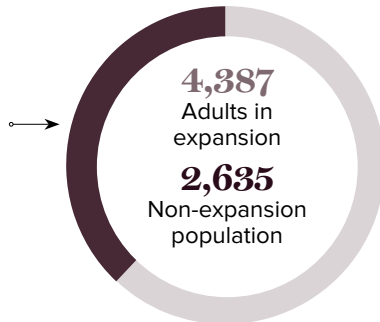
MEDICAID

Total individuals receiving Medicaid

7,022

Children receiving Medicaid

4,767



CASH ASSISTANCE

	FITAP	KCSP
Households	12	2
Average amount per recipient	\$85	\$162
Total monthly distribution	\$2,218	\$812

*The Family Independence Temporary Assistance Program (FITAP) provides cash assistance to very low-income families with children who meet specific criteria.

*The Kinship Care Subsidy Program (KCSP) provides cash assistance to qualifying relatives who are caring for one or more children in the absence of the children's parents.

FOOD ASSISTANCE



SNAP recipients

4,288



SNAP retailers

13



Households receiving SNAP*

2,092



Monthly benefits redeemed at district retailers

\$281,573



Total monthly benefits

\$886,355

*The Supplemental Nutrition Assistance Program (SNAP, also called Food Stamps) provides food assistance benefits to people and families with low incomes.