

BY THE NUMBERS



DEMOGRAPHICS

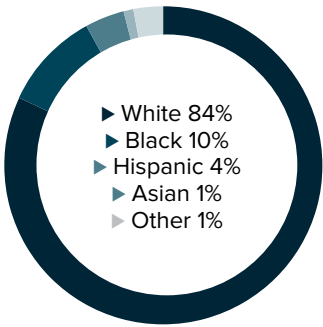


Population
53,540

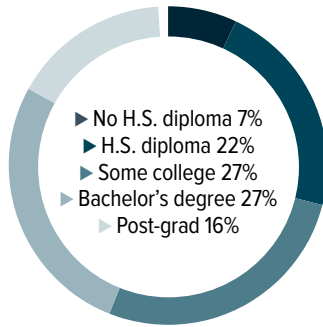


Number of households
19,420

Racial distribution



Education level



ECONOMY

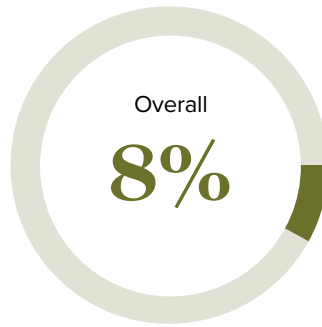


Median household income
\$84,003



Median value of owner-occupied housing
\$266,500

Poverty rates



PUBLIC SCHOOLS

District	Enrollment	Economically disadvantaged
St. Tammany	37,478	54%

HIGHER EDUCATION

Number of students receiving GO Grants **164**

Number of students receiving TOPS

985

TOPS breakdown

Opportunity	Performance
376	271
Honors	Tech
313	25

WORKING FAMILY TAX CREDITS



Households receiving EITC*

3,083



State EITC impact

\$383,283



Tax filers receiving EITC

13%



Average state EITC

\$124

*The Earned Income Tax Credit (EITC) is a benefit for working people with low to moderate income. To qualify, you must meet certain requirements and file a tax return, even if you do not owe any tax or are not required to file.

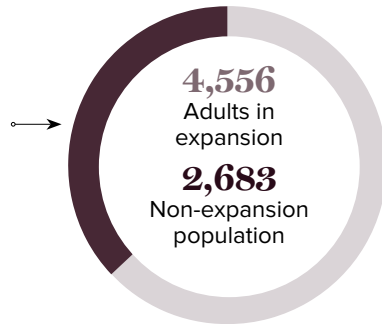
MEDICAID

Total individuals receiving Medicaid

7,239

Children receiving Medicaid

5,422



CASH ASSISTANCE

	FITAP	KCSP
Households	7	3
Average amount per recipient	\$94	\$148
Total monthly distribution	\$1,310	\$1,330

*The Family Independence Temporary Assistance Program (FITAP) provides cash assistance to very low-income families with children who meet specific criteria.

*The Kinship Care Subsidy Program (KCSP) provides cash assistance to qualifying relatives who are caring for one or more children in the absence of the children's parents.

FOOD ASSISTANCE



SNAP recipients

3,747



SNAP retailers

34



Households receiving SNAP*

1,694



Monthly benefits redeemed at district retailers

\$721,330



Total monthly benefits

\$787,857

*The Supplemental Nutrition Assistance Program (SNAP, also called Food Stamps) provides food assistance benefits to people and families with low incomes.