

BY THE NUMBERS



DEMOGRAPHICS



Population

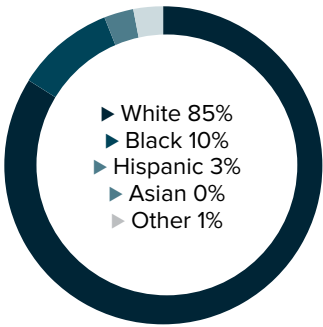
43,164



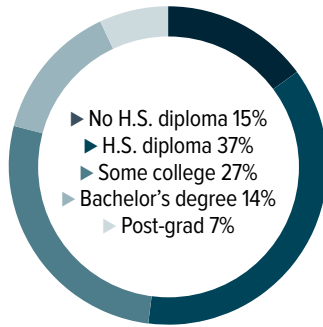
Number of households

15,885

Racial distribution



Education level



ECONOMY



Median household income

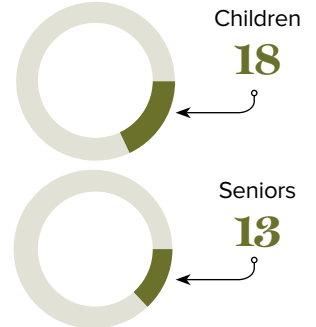
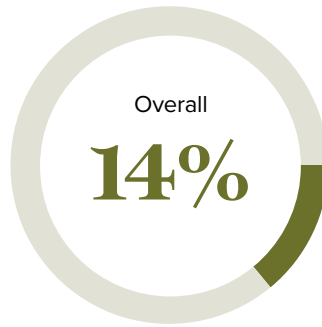
\$56,920



Median value of owner-occupied housing

\$174,900

Poverty rates



PUBLIC SCHOOLS

District	Enrollment	Economically disadvantaged
St. Tammany	37,478	54%
Tangipahoa	19,532	77%
Washington	4,992	74%

HIGHER EDUCATION

Number of students receiving GO Grants **151**

Number of students receiving TOPS

498

TOPS breakdown

Opportunity	Performance
220	147
Honors	Tech
103	28

WORKING FAMILY TAX CREDITS



Households receiving EITC*

4,020



State EITC impact

\$569,713



Tax filers receiving EITC

23%



Average state EITC

\$142

*The Earned Income Tax Credit (EITC) is a benefit for working people with low to moderate income. To qualify, you must meet certain requirements and file a tax return, even if you do not owe any tax or are not required to file.

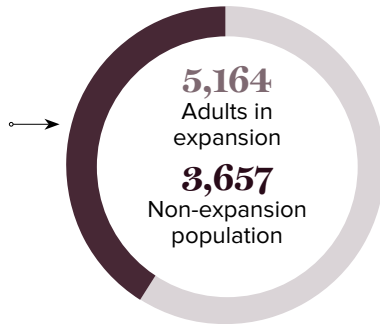
MEDICAID

Total individuals receiving Medicaid

8,821

Children receiving Medicaid

6,177



CASH ASSISTANCE

	FITAP	KCSP
Households	14	17
Average amount per recipient	\$86	\$150
Total monthly distribution	\$2,578	\$7,049

*The Family Independence Temporary Assistance Program (FITAP) provides cash assistance to very low-income families with children who meet specific criteria.

*The Kinship Care Subsidy Program (KCSP) provides cash assistance to qualifying relatives who are caring for one or more children in the absence of the children's parents.

FOOD ASSISTANCE



SNAP recipients

5,791



SNAP retailers

14



Households receiving SNAP*

2,687



Monthly benefits redeemed at district retailers

\$154,985



Total monthly benefits

\$1,225,447

*The Supplemental Nutrition Assistance Program (SNAP, also called Food Stamps) provides food assistance benefits to people and families with low incomes.