

BY THE NUMBERS



DEMOGRAPHICS



Population

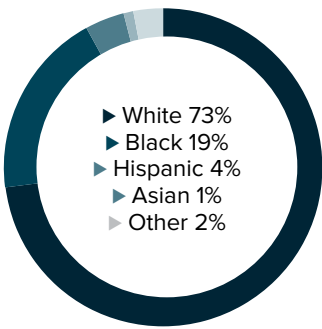
49,823



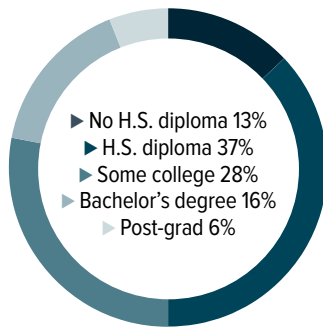
Number of households

18,711

Racial distribution



Education level



ECONOMY



Median household income

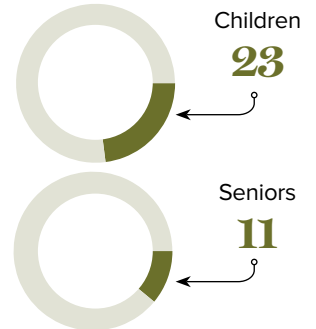
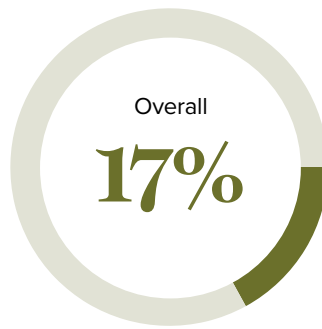
\$57,705



Median value of owner-occupied housing

\$172,000

Poverty rates



PUBLIC SCHOOLS

District	Enrollment	Economically disadvantaged
Tangipahoa	19,532	77%

HIGHER EDUCATION

Number of students receiving GO Grants **234**

Number of students receiving TOPS

592

TOPS breakdown

Opportunity	Performance
239	195
Honors	Tech
125	33

WORKING FAMILY TAX CREDITS



Households receiving EITC*

4,973



State EITC impact

\$721,493



Tax filers receiving EITC

25%



Average state EITC

\$145

*The Earned Income Tax Credit (EITC) is a benefit for working people with low to moderate income. To qualify, you must meet certain requirements and file a tax return, even if you do not owe any tax or are not required to file.

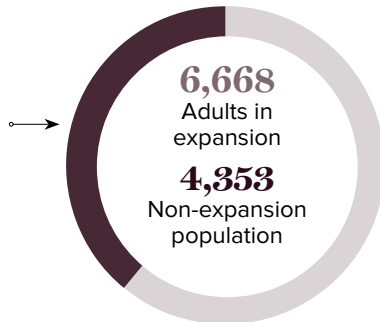
MEDICAID

Total individuals receiving Medicaid

11,021

Children receiving Medicaid

8,203



CASH ASSISTANCE

	FITAP	KCSP
Households	22	12
Average amount per recipient	\$78	\$151
Total monthly distribution	\$4,776	\$5,439

*The Family Independence Temporary Assistance Program (FITAP) provides cash assistance to very low-income families with children who meet specific criteria.

*The Kinship Care Subsidy Program (KCSP) provides cash assistance to qualifying relatives who are caring for one or more children in the absence of the children's parents.

FOOD ASSISTANCE



SNAP recipients

8,209



SNAP retailers

31



Households receiving SNAP*

3,714



Monthly benefits redeemed at district retailers

\$1,476,168



Total monthly benefits

\$1,710,189

*The Supplemental Nutrition Assistance Program (SNAP, also called Food Stamps) provides food assistance benefits to people and families with low incomes.