

BY THE NUMBERS



DEMOGRAPHICS

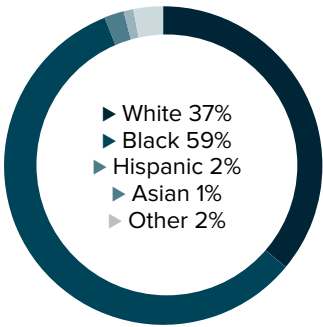


Population
41,002

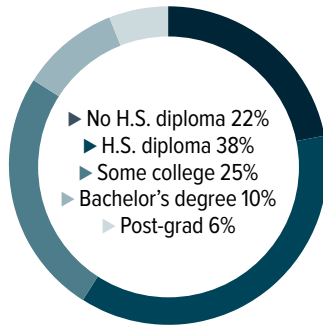


Number of households
14,622

Racial distribution



Education level



ECONOMY

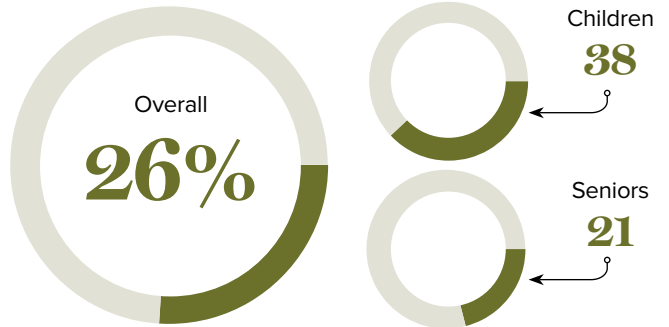


Median household income
\$34,897



Median value of owner-occupied housing
\$104,500

Poverty rates



PUBLIC SCHOOLS

District	Enrollment	Economically disadvantaged
East Feliciana	1,695	75%
St. Helena	1,183	97%
Tangipahoa	19,532	77%

HIGHER EDUCATION

Number of students receiving GO Grants **163**

Number of students receiving TOPS

256

TOPS breakdown

Opportunity

126

Honors

39

Performance

70

Tech

21

WORKING FAMILY TAX CREDITS



Households receiving EITC*

5,442



State EITC impact

\$854,509



Tax filers receiving EITC

34%



Average state EITC

\$157

*The Earned Income Tax Credit (EITC) is a benefit for working people with low to moderate income. To qualify, you must meet certain requirements and file a tax return, even if you do not owe any tax or are not required to file.

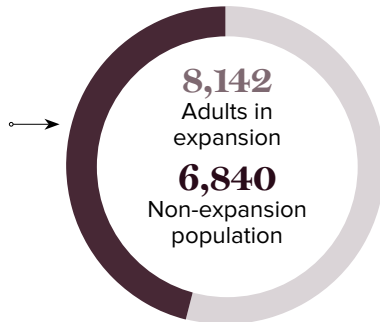
MEDICAID

Total individuals receiving Medicaid

14,982

Children receiving Medicaid

10,084



CASH ASSISTANCE

	FITAP	KCSP
Households	30	25
Average amount per recipient	\$76	\$148
Total monthly distribution	\$6,371	\$11,089

*The Family Independence Temporary Assistance Program (FITAP) provides cash assistance to very low-income families with children who meet specific criteria.

*The Kinship Care Subsidy Program (KCSP) provides cash assistance to qualifying relatives who are caring for one or more children in the absence of the children's parents.

FOOD ASSISTANCE



SNAP recipients

12,554



SNAP retailers

41



Households receiving SNAP*

5,886



Monthly benefits redeemed at district retailers

\$2,066,598



Total monthly benefits

\$2,656,398

*The Supplemental Nutrition Assistance Program (SNAP, also called Food Stamps) provides food assistance benefits to people and families with low incomes.