

BY THE NUMBERS



DEMOGRAPHICS



Population

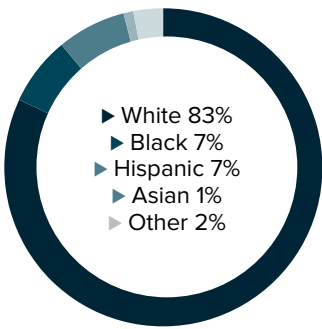
44,620



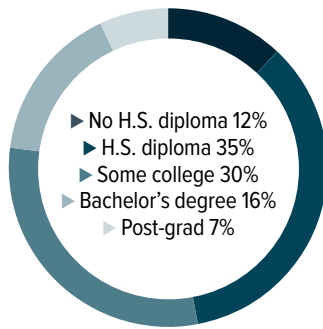
Number of households

15,872

Racial distribution



Education level



ECONOMY



Median household income

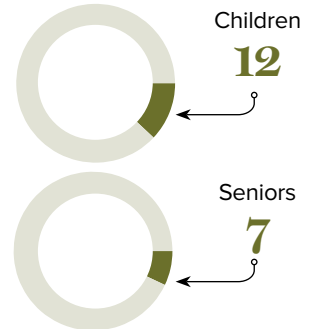
\$63,463



Median value of owner-occupied housing

\$173,100

Poverty rates



PUBLIC SCHOOLS

District	Enrollment	Economically disadvantaged
Livingston	25,900	58%

HIGHER EDUCATION

Number of students receiving GO Grants **166**

Number of students receiving TOPS

716

TOPS breakdown

Opportunity

311

Performance

214

Honors

170

Tech

21

WORKING FAMILY TAX CREDITS



Households receiving EITC*

3,777



State EITC impact

\$500,339



Tax filers receiving EITC

20%



Average state EITC

\$132

*The Earned Income Tax Credit (EITC) is a benefit for working people with low to moderate income. To qualify, you must meet certain requirements and file a tax return, even if you do not owe any tax or are not required to file.

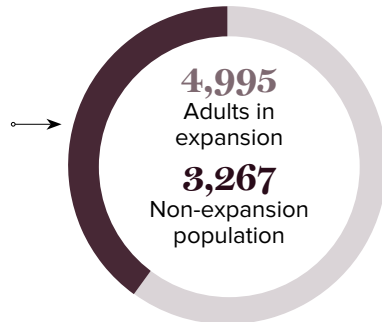
MEDICAID

Total individuals receiving Medicaid

8,262

Children receiving Medicaid

7,324



CASH ASSISTANCE

	FITAP	KCSP
Households	10	15
Average amount per recipient	\$76	\$125
Total monthly distribution	\$2,059	\$4,884

*The Family Independence Temporary Assistance Program (FITAP) provides cash assistance to very low-income families with children who meet specific criteria.

*The Kinship Care Subsidy Program (KCSP) provides cash assistance to qualifying relatives who are caring for one or more children in the absence of the children's parents.

FOOD ASSISTANCE



SNAP recipients

5,662



SNAP retailers

49



Households receiving SNAP*

2,508



Monthly benefits redeemed at district retailers

\$2,211,570



Total monthly benefits

\$1,175,362

*The Supplemental Nutrition Assistance Program (SNAP, also called Food Stamps) provides food assistance benefits to people and families with low incomes.