

BY THE NUMBERS



DEMOGRAPHICS

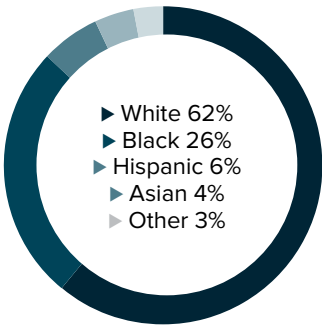


Population
42,857

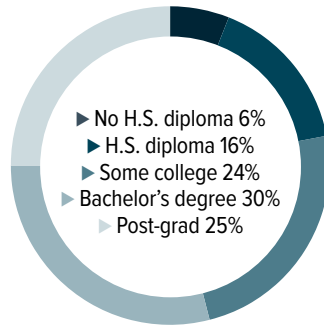


Number of households
17,215

Racial distribution



Education level



ECONOMY

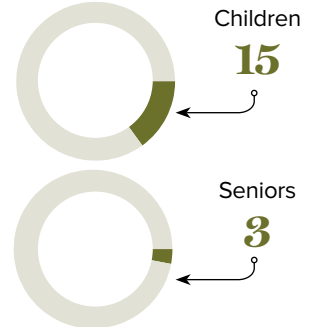


Median household income
\$72,943



Median value of owner-occupied housing
\$260,600

Poverty rates



PUBLIC SCHOOLS

District	Enrollment	Economically disadvantaged
East Baton Rouge	40,735	79%

HIGHER EDUCATION

Number of students receiving GO Grants **179**

Number of students receiving TOPS

783

TOPS breakdown

Opportunity	Performance
269	211
Honors	Tech
294	9

WORKING FAMILY TAX CREDITS



Households receiving EITC*

2,697



State EITC impact

\$342,917



Tax filers receiving EITC

14%



Average state EITC

\$127

*The Earned Income Tax Credit (EITC) is a benefit for working people with low to moderate income. To qualify, you must meet certain requirements and file a tax return, even if you do not owe any tax or are not required to file.

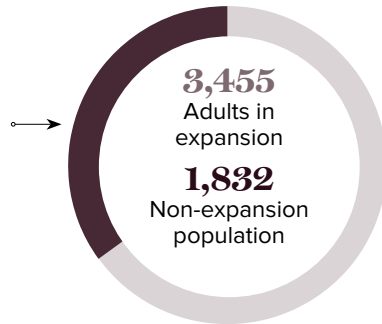
MEDICAID

Total individuals receiving Medicaid

5,287

Children receiving Medicaid

4,112



CASH ASSISTANCE

	FITAP	KCSP
Households	11	5
Average amount per recipient	\$81	\$137
Total monthly distribution	\$2,260	\$1,776

*The Family Independence Temporary Assistance Program (FITAP) provides cash assistance to very low-income families with children who meet specific criteria.

*The Kinship Care Subsidy Program (KCSP) provides cash assistance to qualifying relatives who are caring for one or more children in the absence of the children's parents.

FOOD ASSISTANCE



SNAP recipients

4,419



SNAP retailers

33



Households receiving SNAP*

2,054



Monthly benefits redeemed at district retailers

\$688,565



Total monthly benefits

\$921,656

*The Supplemental Nutrition Assistance Program (SNAP, also called Food Stamps) provides food assistance benefits to people and families with low incomes.