

BY THE NUMBERS



DEMOGRAPHICS



Population

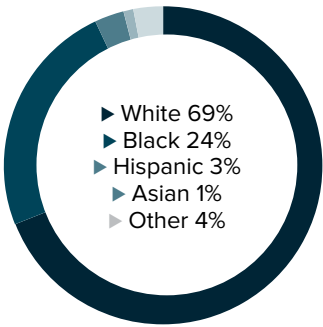
46,980



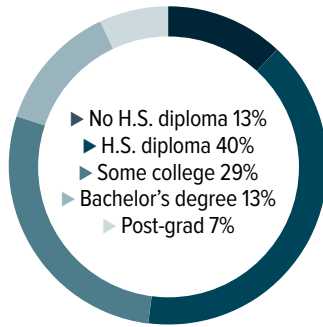
Number of households

17,662

Racial distribution



Education level



ECONOMY



Median household income

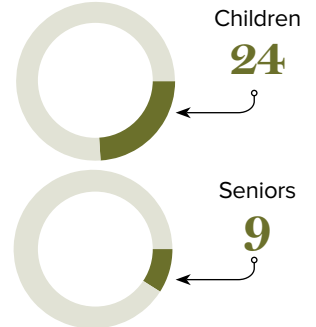
\$54,365



Median value of owner-occupied housing

\$159,400

Poverty rates



PUBLIC SCHOOLS

District	Enrollment	Economically disadvantaged
Caddo	36,279	73%
DeSoto	4,873	62%
Sabine	4,207	80%

HIGHER EDUCATION

Number of students receiving GO Grants **231**

Number of students receiving TOPS

456

TOPS breakdown

Opportunity	Performance
204	126
Honors	Tech
104	22

WORKING FAMILY TAX CREDITS



Households receiving EITC*

4,680



State EITC impact

\$638,049



Tax filers receiving EITC

25%



Average state EITC

\$136

*The Earned Income Tax Credit (EITC) is a benefit for working people with low to moderate income. To qualify, you must meet certain requirements and file a tax return, even if you do not owe any tax or are not required to file.

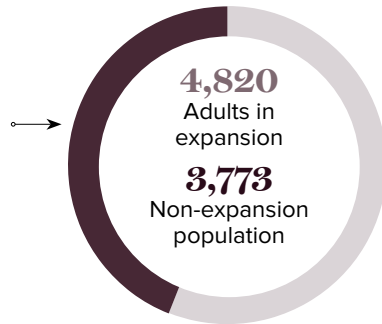
MEDICAID

Total individuals receiving Medicaid

8,593

Children receiving Medicaid

6,565



CASH ASSISTANCE

	FITAP	KCSP
Households	11	12
Average amount per recipient	\$84	\$138
Total monthly distribution	\$2,528	\$4,829

*The Family Independence Temporary Assistance Program (FITAP) provides cash assistance to very low-income families with children who meet specific criteria.

*The Kinship Care Subsidy Program (KCSP) provides cash assistance to qualifying relatives who are caring for one or more children in the absence of the children's parents.

FOOD ASSISTANCE



SNAP recipients

6,403



SNAP retailers

22



Households receiving SNAP*

2,931



Monthly benefits redeemed at district retailers

\$145,332



Total monthly benefits

\$1,373,999

*The Supplemental Nutrition Assistance Program (SNAP, also called Food Stamps) provides food assistance benefits to people and families with low incomes.