

BY THE NUMBERS



DEMOGRAPHICS

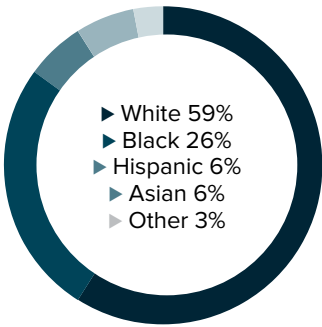


Population
45,841

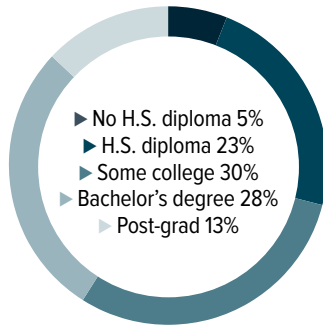


Number of households
18,690

Racial distribution



Education level



ECONOMY

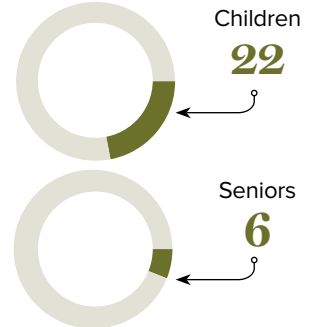


Median household income
\$65,980



Median value of owner-occupied housing
\$214,400

Poverty rates



PUBLIC SCHOOLS

District	Enrollment	Economically disadvantaged
East Baton Rouge	40,735	79%

HIGHER EDUCATION

Number of students receiving GO Grants **172**

Number of students receiving TOPS

653

TOPS breakdown

Opportunity	Performance
266	168
Honors	Tech
208	11

WORKING FAMILY TAX CREDITS



Households receiving EITC*

4,008



State EITC impact

\$563,773



Tax filers receiving EITC

21%



Average state EITC

\$141

*The Earned Income Tax Credit (EITC) is a benefit for working people with low to moderate income. To qualify, you must meet certain requirements and file a tax return, even if you do not owe any tax or are not required to file.

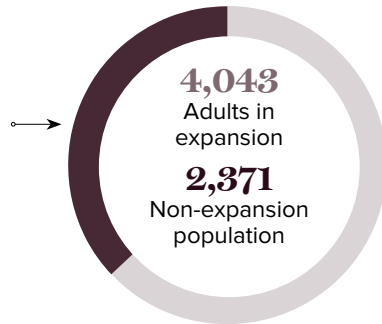
MEDICAID

Total individuals receiving Medicaid

6,414

Children receiving Medicaid

5,231



CASH ASSISTANCE

	FITAP	KCSP
Households	8	2
Average amount per recipient	\$78	\$174
Total monthly distribution	\$1,250	\$1,221

*The Family Independence Temporary Assistance Program (FITAP) provides cash assistance to very low-income families with children who meet specific criteria.

*The Kinship Care Subsidy Program (KCSP) provides cash assistance to qualifying relatives who are caring for one or more children in the absence of the children's parents.

FOOD ASSISTANCE



SNAP recipients

4,826



SNAP retailers

42



Households receiving SNAP*

2,216



Monthly benefits redeemed at district retailers

\$1,966,380



Total monthly benefits

\$1,015,391

*The Supplemental Nutrition Assistance Program (SNAP, also called Food Stamps) provides food assistance benefits to people and families with low incomes.