

BY THE NUMBERS



DEMOGRAPHICS



Population

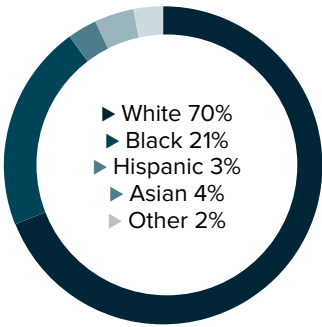
42,246



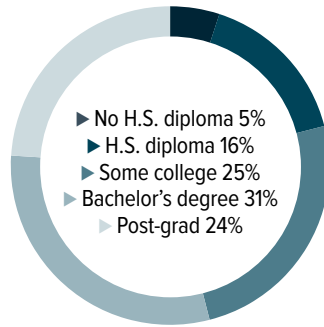
Number of households

17,199

Racial distribution



Education level



ECONOMY



Median household income

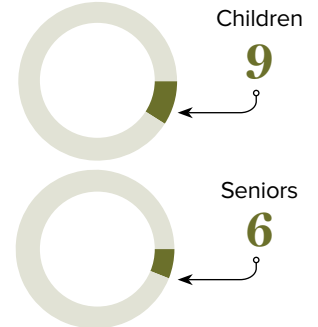
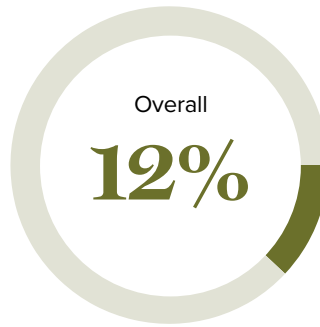
\$73,877



Median value of owner-occupied housing

\$294,500

Poverty rates



PUBLIC SCHOOLS

District	Enrollment	Economically disadvantaged
East Baton Rouge	40,735	79%

HIGHER EDUCATION

Number of students receiving GO Grants **151**

Number of students receiving TOPS

734

TOPS breakdown

Opportunity	Performance
239	178
Honors	Tech
310	7

WORKING FAMILY TAX CREDITS



Households receiving EITC*

2,525



State EITC impact

\$312,807



Tax filers receiving EITC

14%



Average state EITC

\$124

*The Earned Income Tax Credit (EITC) is a benefit for working people with low to moderate income. To qualify, you must meet certain requirements and file a tax return, even if you do not owe any tax or are not required to file.

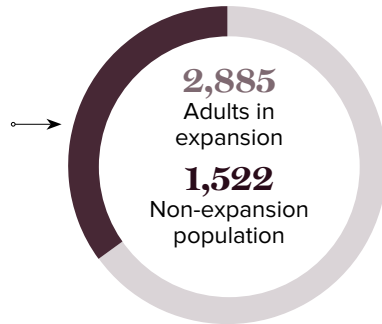
MEDICAID

Total individuals receiving Medicaid

4,407

Children receiving Medicaid

2,599



CASH ASSISTANCE

	FITAP	KCSP
Households	9	1
Average amount per recipient	\$70	\$222
Total monthly distribution	\$1,672	\$222

*The Family Independence Temporary Assistance Program (FITAP) provides cash assistance to very low-income families with children who meet specific criteria.

*The Kinship Care Subsidy Program (KCSP) provides cash assistance to qualifying relatives who are caring for one or more children in the absence of the children's parents.

FOOD ASSISTANCE



SNAP recipients

2,950



SNAP retailers

29



Households receiving SNAP*

1,522



Monthly benefits redeemed at district retailers

\$3,147,247



Total monthly benefits

\$635,779

*The Supplemental Nutrition Assistance Program (SNAP, also called Food Stamps) provides food assistance benefits to people and families with low incomes.