

BY THE NUMBERS



DEMOGRAPHICS

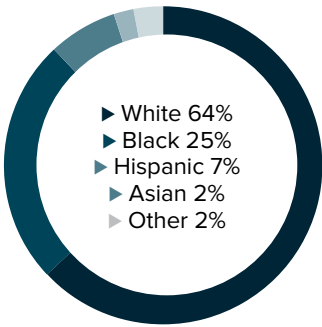


Population
44,910

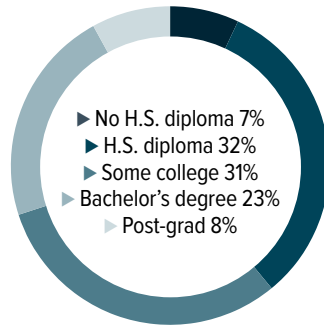


Number of households
16,112

Racial distribution



Education level



ECONOMY

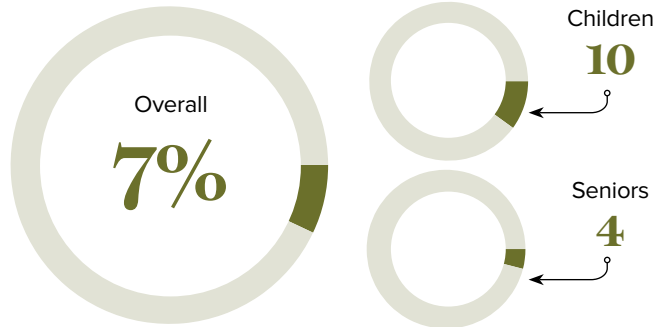


Median household income
\$70,402



Median value of owner-occupied housing
\$184,600

Poverty rates



PUBLIC SCHOOLS

District	Enrollment	Economically disadvantaged
East Baton Rouge	40,735	79%
Central Community	4,810	50%

HIGHER EDUCATION

Number of students receiving GO Grants **186**

Number of students receiving TOPS

549

TOPS breakdown

Opportunity	Performance
249	145
Honors	Tech
136	19

WORKING FAMILY TAX CREDITS



Households receiving EITC*

3,699



State EITC impact

\$518,069



Tax filers receiving EITC

20%



Average state EITC

\$140

*The Earned Income Tax Credit (EITC) is a benefit for working people with low to moderate income. To qualify, you must meet certain requirements and file a tax return, even if you do not owe any tax or are not required to file.

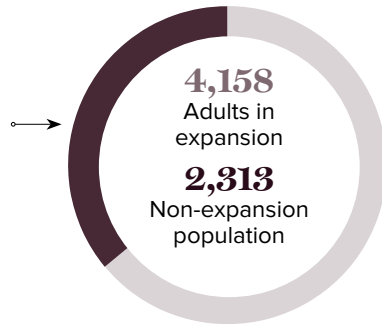
MEDICAID

Total individuals receiving Medicaid

6,471

Children receiving Medicaid

6,026



CASH ASSISTANCE

	FITAP	KCSP
Households	8	2
Average amount per recipient	\$73	\$153
Total monthly distribution	\$1,688	\$611

*The Family Independence Temporary Assistance Program (FITAP) provides cash assistance to very low-income families with children who meet specific criteria.

*The Kinship Care Subsidy Program (KCSP) provides cash assistance to qualifying relatives who are caring for one or more children in the absence of the children's parents.

FOOD ASSISTANCE



SNAP recipients

4,780



SNAP retailers

35



Households receiving SNAP*

2,032



Monthly benefits redeemed at district retailers

\$1,931,244



Total monthly benefits

\$986,107

*The Supplemental Nutrition Assistance Program (SNAP, also called Food Stamps) provides food assistance benefits to people and families with low incomes.